

WEST VIRGINIA
WESLEYAN COLLEGE



Fact Book
1999-2000

Third Edition

Compiled by
The Office of Institutional Research

Preface

The West Virginia Wesleyan College Fact Book is a summary of statistics gathered from various sources throughout the college. I would like to thank all of the many campus departments for their cooperation and assistance without which it would not be possible to provide this document.

The purpose of the Fact Book is to provide a useful resource for commonly used information about West Virginia Wesleyan College. The information included in this book comes mainly from management reports and college databases. When viewing the report please pay careful attention to the dates listed on the tables and charts.

This is the third addition of the West Virginia Wesleyan College Fact Book. I am always looking for ways to improve both the kinds of data and the presentation of the data included in this document. If you have any questions about the information or suggestion for improvements I would welcome the opportunity to discuss them with you.

*Tammy J. Crites, M.B.A
Director of Institutional Research*

January 2000

Notice of Nondiscrimination

West Virginia Wesleyan College, a private educational institution, is committed to the principle of equal opportunity for all qualified persons, welcomes students of all backgrounds and takes pride in the diversity of its faculty and staff. It assures students of access to all the privileges, programs and activities generally accorded or made available at the College. West Virginia Wesleyan College strongly supports affirmative action principles and does not discriminate on the basis of creed, religion, national or ethnic origin, age, race, color, gender or handicap in the administration of its educational programs, admissions policies, financial aid programs, athletics, co-curricular activities or other College administered programs.

West Virginia Wesleyan College Profile

West Virginia Wesleyan College is a private non-profit liberal arts college, which was founded in 1890, is accredited by the North Central Association of Colleges and Schools, and is affiliated with the United Methodist Church. As asserted in its Mission Statement, "West Virginia Wesleyan College is committed to challenging its students to a life-long commitment to develop their intellectual, ethical spiritual, and leadership potential and to uphold stands of excellence."

West Virginia Wesleyan College offers exceptional technological and physical facilities to create an environment ideally suited for teaching and learning. The elegant steeple and classic Georgian design of Wesleyan Chapel set the architectural style of the campus, while IBM ThinkPad computers issued to students and faculty form the keystone of a comprehensive technology infrastructure. Wesleyan Campus consists of 32 Buildings the oldest being Agnes Howard Hall, which was built in 1895 and is listed on the National Register of Historic Places. Among the colleges newest facilities are the French A. See Dining Center, completed in 1995 and the Benedum Campus Center renovated in 1997. Below are some general statistics about West Virginia Wesleyan College for Fall 1999-2000.

Fall 99 Undergraduate Enrollment

Full-time Undergraduates	1518
Part-time Undergraduates	<u>83</u>
Total Undergraduate Headcount	1601

Fall 99 Masters in Business Administration Enrollment

Full-time Graduate Students	28
Part-time Graduate Students	<u>19</u>
Total Graduate Student Headcount	47

Full-time Undergraduate Student Demographics

Students are from 26 countries and 35 states	
Men	43%
Women	57%
In state	48%
Out of state	48%
Minority	8.5%
International Students	4.3%
Student in College Housing	85%

Undergraduate Academic Majors

Offers 36 Academic Majors
Five most popular majors of 1998-99 graduates
 - Business (includes Accounting, Business Admin., Management and Marketing)
 - Education (Elementary and Secondary)
 - Political Science
 - Psychology
 - Health and Physical Education (includes Health, PE Health Promotion and Sports Medicine)

Faculty Fall 1999

Full-time	81
Part-time	<u>53</u>
Faculty Headcount	144
Faculty FTE	107.0
Student Faculty Ratio	14.6:1

Student Activities and Organizations

Music, Drama, and Literary Organizations
 17 NCAA Division II Athletic Teams
 5 National Social Sororities
 6 National Social Fraternities
 Intramural and Outdoor Recreation Programs
 Community Service Programs
 Honoraries and Departmental Organizations

Tuition, Fees, Room, and Board 1999-2000

Yearly Tuition and Fees	\$17,550
<u>Yearly Room and Board</u>	<u>\$ 4,225</u>
Yearly Direct Costs	\$21,775

Financial Aid Full-time Undergraduates

% of students applying for FA	99%
% of students receiving any FA	99%
% of students receiving gift aid	97%
% of students receiving self-help aid	97%
Ave. Total Student Award Package	\$15,568

Table of Contents

Mission and

Organizational Structure

West Virginia Wesleyan College Mission Statement and Accreditation	6
West Virginia Wesleyan College Organizational Chart 1999-2000	7
Board of Trustees and Executive Administrative Officers and Faculty Chair and Senate 1999-2000	8
West Virginia Wesleyan College Faculty Constitution	9

Fall 1998 New Students

New Student Admission Funnel and Demographics	19
Freshmen Academic Profile	20
Freshmen Tuition Discounting	21

Fall 1998 Student Body

Historical Enrollment	23
Undergraduate Student Headcount History	24
Ethnic and Gender Breakdown	25
Full Time and Part-time Undergraduates Declared Majors Fall 1999	26
Student Organizations	28
NCAA Division II Athletic Programs	29
Yearly Retention Rate	30
Retention and Graduation Rates	31
1998-99 Degrees Awarded by Major Field of Study	32

Faculty and Staff

Fall 1999 Faculty General Information	35
Faculty by Years of Service and Gender	36
Faculty Compensation	37
Faculty Compensation compared to Peer Group	38
Faculty Salary	39
Faculty Salary compared to Peer Group	40
Academic and Administrative Employees by Department	41

Finances

Revenue by Source	44
Tuition and Fees 1999-2000	45
Gift Income	46
Current Expenditures	47
Tuition Dependency Fiscal Year 1996	48
Instruction as % of Net Educational and General Expenditures	49

Facilities

Administrative and Academic Buildings	51
Student Residence Buildings and Occupancy Record	52



Mission and Organizational Structure

WEST VIRGINIA WESLEYAN COLLEGE

Statement of Mission

West Virginia Wesleyan College challenges its students to a life-long commitment to develop their intellectual, ethical spiritual, and leadership potential and to set and uphold standards of excellence. Firmly rooted in the liberal arts tradition and closely related to The United Methodist Church, the College is a community of learning based on fundamental Principles formed at the intersections of Christian faith and liberal education: intellectual rigor, self-discovery, human dignity, mutual support, social justice, self-discipline, mental and physical wellness, the appreciation of diversity and the natural world, and the judicious use of resources. The College recognizes and affirms its interdependence with the external communities--local, regional, national and global-- and its covenant with the people of West Virginia to share its educational and cultural resources.

West Virginia Wesleyan College prepares its students through its curriculum of arts and sciences, preprofessional studies, and its rich campus life programs. As a residential, undergraduate institution of higher education, the College aspires to graduate broadly educated men and women who

- Think critically and creatively,
 - Communicate effectively,
 - Act responsibly, and
 - Demonstrate their local and world citizenship through service.

Wesleyan Accreditation

West Virginia Wesleyan is accredited by the North Central Association of Colleges and Schools and approved by the University Senate of The United Methodist Church. It is a member of the National Association of Schools of Music and is approved by the West Virginia Department of Education and the National Council for the Accreditation of Teachers Education. The College participates in the Interstate Certification Project, whereby a number of states now certify teachers graduating from Wesleyan's Department of Education. Wesleyan's nursing program is accredited by the National League for Nursing Accrediting Commission and approved by the State of West Virginia Board of Examiners for Registered Nurses.

The College holds memberships in the Appalachian College Association, The National Association of Independent Colleges and Universities, the American Association of Colleges for Teacher Education, the National Association of Schools and Colleges of the United Methodist Church, Campus Compact, and the Council of Independent Colleges

Wesleyan's athletic programs are affiliated with the West Virginia Intercollegiate Athletic Association and the National Collegiate Athletic Association, Division II.

West Virginia Wesleyan College Organizational Chart 1999-2000

Board of Trustees	President	Vice-President for Academic Affairs and Dean of the College	Faculty (Departments and Curriculum)
			Academic Advising
			Academic Planning
			Honors Program
			MBA Program
			Library
			Registrar Office
			Assessment
			International Programs
			Student Services Liaison
			Distance Education and Testing Programs
			Summer Sessions
			Vice-President for Student Affairs and Dean of Student Development
		Athletics	
		Campus Activities and Summer Conferences	
		Campus Center, Outdoor Recreation and Greek Life	
		Campus Security	
		Counseling and Wellness	
		Health Center	
		Housing and Residence Life	
		Intercultural Relations	
		New and International Student Programs	
		Retention Programs	
		Student Academic Support Services	
		Dean of the Chapel	Chapel Programs
Church Relations			
Pastoral Care			
Spiritual Life			
Volunteer Programs			
Vice-President for Finance and Treasurer	Bookstore and Convenience Store - Contracted with Wallace's Bookstores		
	Comptroller	Business Office	
		Purchasing	
	Food Services- Contracted with Aladdin Food Service		
	Personnel		
	Post Office		
	Physical Plant - Contracted with Sodexo Marriott		
	Photocopying Services		
Vice-President for External Relations	Admission		
	Alumni and Parent Relations		
	Annual Gift Programs		
	Gift Planning		
	Corporation, Foundation, Government Relations		
	Marketing , College Relations and Publications		
	Student Financial Planning		
Computing Services			
Instititutional Research			

West Virginia Wesleyan College
Board of Trustees,
Administrative Executive Officers and Faculty Senate
1999-2000

Board of Trustees

<i>Mr. William E. Watson, President</i>	<i>Rev. Andrew C. Harvey</i>
<i>Dr. Robert S. Foltz, 1st Vice Chair</i>	<i>Mrs. Mary Jean Krupowicz</i>
<i>Dr. Alfred S. Moyé, 2nd Vice Chair</i>	<i>Dr. Danette Ifert</i>
<i>Mr. Joseph S. Beeson, 3rd Vice Chair</i>	<i>Bishop S. Clifton Ives</i>
<i>Rev. Patricia A. Jarvis, 4th Vice Chair</i>	<i>Mr. Francis R. Millar</i>
<i>Rev. John R. Campbell, Secretary</i>	<i>Rev. Douglas S. Miller</i>
<i>Mr. Robert L. Allman</i>	<i>Mr. William W. Minsker</i>
<i>Mr. Michael John Aloï</i>	<i>Mr. William S Norman</i>
<i>Bishop George W. Bashore</i>	<i>Mr. David E. Reemsnyder II</i>
<i>Ms. Susan E. Bly</i>	<i>Mr. Herschel H. Rose</i>
<i>Ms. Mary Lou Greenwood Boice</i>	<i>Dr. Frank L. Shaffer, Jr.</i>
<i>Dr. Arthur D. Boyd</i>	<i>Ms. Jennifer J. Simmons</i>
<i>Mr. K.C. Caldabaugh</i>	<i>Dr. Roger L. Smith</i>
<i>Ms. Christine Cox</i>	<i>Rev. Victoria J. Starnes</i>
<i>Justice Robin Jean Davis</i>	<i>Sir John W. Swan</i>
<i>Mr. Charles R. Evans</i>	<i>Mr. Harry A. Wallace III</i>
<i>Mr. Ben Exley IV</i>	<i>Mr. Harvey P. White</i>
<i>Mr. William O. Goodwin</i>	<i>Dr. William H. Wilson</i>
<i>Mr. William R. Haden</i>	

Executive Administrative Officers of the College

Mr. William R. Haden, President of the College
Dr. Trina Dobberstein, Vice President for Student Affairs and Dean of Student Development
Mr. G. Michael Goins, Vice President for Finance
Ms. Joanne Cadorette Soliday, Vice President for External Relations
Rev. Mary Jo Sims-Baden, Dean of the Chapel and Coordinator of Church Relations
Dr. Richard Weeks Jr., Vice President for Academic Affairs and Dean of the College

Faculty Chair and Senate

Dr. Danette Ifert,, Faculty Chair
Dr. Nancy Alfred, Vice Chair, Faculty Senate
Dr. Deanna Dunlavy, Faculty Senator
Dr. Melody Meadows, Faculty Senator
Dr. Lynn Rupp, Faculty Senator
Dr. John Saunders, Faculty Senator
Dr. Carl Colson, Faculty Senator

WEST VIRGINIA WESLEYAN COLLEGE FACULTY CONSTITUTION

PREAMBLE

The purpose of this Constitution shall be to give voice to the faculty of West Virginia Wesleyan College in shaping, implementing and monitoring the mission of the College, in particular its academic mission.

ARTICLE I. ORGANIZATION

Section 1. The Faculty Assembly, Faculty Senate, Admission and Academic Affairs Council, Campus Life Council, Curriculum Council, Professional Affairs Council, and other faculty committees as provided for in Article VI of this Constitution are governed by the West Virginia Wesleyan College Faculty Constitution. Faculty Assembly retains the right of review of all actions of the Faculty Senate, councils and committees, except as specifically stated below. The Faculty Senate serves as the executive committee of Faculty Assembly.

Section 2. All meetings of the Faculty Assembly, the Faculty Senate, councils and committees authorized under this Constitution shall be conducted according to the procedures set forth in Robert's *Rules of Order Newly Revised*. The Chair of the Faculty shall appoint a parliamentarian annually to advise on matters pertaining to meetings of the Faculty Assembly.

Section 3. Any voting member of the Faculty Assembly may observe the proceedings of any council or faculty committee, except the Professional Affairs Council. The chair of any council or faculty committee may grant permission to other interested parties to observe proceedings.

ARTICLE II. FACULTY ASSEMBLY

Section 1. Purpose and Scope of Authority

The Faculty Assembly shall be the chief deliberative and legislative body of the faculty. It may consider and make recommendations on all matters of general interest to the college community; however, it shall have primary responsibility for matters related to the College's program of instruction. All actions of the Faculty Assembly are subject to review by the President of the College. Should the President disapprove of any action, the President shall consult with the Chair of the Faculty and, if appropriate, the originating council or committee. Any action by the President that overturns legislation of the Faculty Assembly shall be reported to the Faculty Assembly.

Section 2. Membership

All who serve full-time or pro rata under a faculty contract as provided for in the *Faculty Handbook*, the Dean of the College, and the President of the College shall be voting members of the Faculty Assembly. Any full-time faculty member assigned to a term appointment in an administrative position shall retain voting privileges in Faculty Assembly. [10/1/98] The Faculty Senate shall be charged with resolving questions regarding any faculty member's voting status. Only voting members of the Faculty Assembly may submit motions, amendments, or resolutions. Voting members of the Faculty Assembly may exercise their franchise in person only.

All others offering formal instruction at the College, either part-time or by special arrangement; faculty emeriti; administrative officers; and the President of the Community Council shall be non-voting associate members with voice.

Section 3. Minutes

Minutes shall be kept of all meetings of the Faculty Assembly, distributed to all members and associate members of the body at least forty-eight hours prior to its next meeting, and approved by the body at its next scheduled meeting. Stenographic support may be provided by the Office of the Dean of the College. Approved minutes of the Faculty Assembly shall be submitted to the President of the College.

Section 4. Meetings

The Faculty Assembly shall meet no fewer than eight times during the academic year. The Chair of the Faculty shall call special meetings as necessary with at least forty-eight hours notice. The Chair of the Faculty shall convene special meetings, also with forty-eight hours notice, upon receipt of a request signed by twelve or more voting members of the Faculty Assembly. Meetings of the Faculty Assembly shall be chaired by the Chair of the Faculty or, in the Chair's absence, by the Vice Chair of the Faculty.

Section 5. Agenda

The agenda for all meetings of the Faculty Assembly shall be prepared by the Chair of the Faculty in consultation with the Faculty Senate and distributed in writing via campus mail to all members of the Faculty Assembly not later than forty-eight hours prior to the time of the meeting. The agenda shall include all resolutions or main motions passed by the councils and committees which have been reviewed by the Faculty Senate. Any member of the Faculty Assembly may submit in writing to the Chair of the Faculty items for the agenda. Resolutions introduced on the floor of the Faculty Assembly without prior notice shall be added to the agenda of a subsequent meeting unless the body waives the forty-eight hour notice provision by a majority vote.

Section 6. Quorum

A quorum of the Faculty Assembly shall consist of forty percent of its voting members.

ARTICLE III. FACULTY SENATE

Section 1. Purpose and Scope of Authority

The Faculty Senate shall be the executive committee of the Faculty Assembly. All actions of the Faculty Senate are subject to review and approval by the Faculty Assembly.

Section 2. Membership

Faculty Senate shall be comprised of five faculty representatives elected by the Faculty Assembly from its voting members, the Vice Chair of the Faculty, and the Chair of the Faculty, who shall also chair the Faculty Senate. (See Article V. Elections, pp. 3-4.) The representatives shall serve staggered two-year terms. The person elected to the office of Vice Chair of the Faculty shall serve as Vice Chair and Secretary of the Faculty Senate for one year and then as Chair for one year. The Dean of the College shall be a non-voting *ex officio* member of the Faculty Senate. A quorum of the Faculty Senate shall

consist of five of its voting members. The Faculty Senate shall meet at least eight times during the academic year.

Section 3. Other Interested Parties

The Chair of the Faculty may invite any member of the faculty or administration to sit as a consultant without vote for any single meeting of the Faculty Senate. The Faculty Senate may hold hearings with any interested person(s) concerning proposed legislation or significant campus issues.

Section 4. Duties and Responsibilities

The Faculty Senate shall be responsible for representing the interests of the faculty regarding all aspects of the College's mission and program. The Faculty Senate may also inquire into matters concerning the faculty which are not strictly within the faculty's traditional purview--e.g., details of the College's financial condition.

- A. When appropriate, the Faculty Senate shall direct matters that come to its attention to the councils or committees with jurisdiction over these matters. The Faculty Senate shall also act as an oversight body with the right of review of the activities of the councils and faculty committees.
- B. Action taken by councils and faculty committees shall be reviewed by the Faculty Senate and (1) sent to the Faculty Assembly for possible review, or (2) sent to the Faculty Assembly for possible review with a recommendation from the Faculty Senate, or (3) referred back to the appropriate faculty body for further consideration.
- C. The Faculty Senate shall appoint faculty members to councils and shall coordinate with the various councils the appointment of faculty members to faculty committees. (See Article V, Section 1.) (Student members of councils and faculty committees shall be designated by the Community Council.)
- D. The Faculty Senate may create or dissolve special faculty committees related to the carrying out of its duties and responsibilities. Committees created by the Faculty Senate for a specific purpose shall report to the Faculty Senate. Any such committee shall continue to exist only until it shall complete its assigned task or until the Faculty Senate shall dissolve it.
- E. The Faculty Senate shall initiate and encourage sharing of information and reports as appropriate from college committees whose authority originates outside the Faculty Constitution and from the Department Chairs' Caucus. The Faculty Senate shall share information with the Faculty Assembly as appropriate.

ARTICLE IV. ELECTION OF FACULTY OFFICERS

The election of faculty officers and members of the Faculty Senate shall occur each year during the March meeting of the Faculty Assembly. Election shall be by secret, written ballot, with each voting member of the Faculty Assembly casting as many votes for a given position as there are vacancies for that position. Elected officers will assume office at the conclusion of the April meeting of the Faculty Assembly. All members appointed to councils and committees will assume office at the Fall Faculty Retreat, and an initial meeting of each council shall take place at the Retreat. [12/4/97]

Section 1. Chair of the Faculty

The Vice Chair of the Faculty shall assume the office of Chair of the Faculty at the conclusion of the April meeting of the Faculty Assembly. In the event that the Vice Chair is unwilling or unable to assume the responsibilities of Chair of the Faculty, the Faculty Assembly shall elect a new Chair by majority vote.

Section 2. Vice Chair of the Faculty

The Vice Chair of the Faculty shall be elected annually during the March meeting of the Faculty Assembly. Nominations by voting members of the Faculty Assembly shall be accepted from the floor during the February meeting until the closing of nominations during that meeting.

Section 3. Faculty Senate

At the first regularly scheduled meeting of the Faculty Assembly following January 1 of each year, a nominating committee of five voting members of the Faculty Assembly not currently serving on Faculty Senate shall be elected at large. The nominating committee shall be charged with presenting to the Faculty Assembly a slate of candidates equal in number to the number of vacancies on the Faculty Senate, plus one. It shall be the responsibility of the nominating committee to present a diverse slate of candidates that represents the various interests, points of view, and academic disciplines of the Wesleyan faculty, with no more than one candidate from a single academic department. The slate of candidates presented by the nominating committee shall be published with the agenda for the March meeting of the Faculty Assembly. Nominations shall also be accepted from the floor from any voting member of the Faculty Assembly during the March meeting. All persons nominated shall run at large, and election to the Faculty Senate shall be by a plurality of votes.

Section 4. Vacancies

- A. Members who anticipate absence from meetings of the Faculty Senate for one semester or more shall be obligated to resign their positions for the remainder of their term.
- B. Should any member of the Faculty Senate resign or fail to serve, the Faculty Assembly shall fill the vacancy by election at the next scheduled meeting of the Faculty Assembly. The person so elected shall fill the remainder of the unexpired term. Determination of "failure to serve" shall be made by the Faculty Senate.

ARTICLE V. COUNCILS

Section 1. Purpose and Scope of Authority

A council is a standing body operating under the jurisdiction of the Faculty Constitution that has oversight over a broad sector of the College's program. As such, a council has broad, ongoing responsibility for formulating and monitoring policy related to its stated area of concern. The Faculty Constitution provides for four councils: Admission and Academic Standing Council, Campus Life Council, Curriculum Council, and Professional Affairs Council. The Faculty Assembly may create new or dissolve existing councils as it deems necessary. The Faculty Senate shall refer to the appropriate council for study and/or action matters that fall within the jurisdiction of that council.

A council may create or dissolve without outside approval subcouncils to facilitate the carrying out of its responsibilities. A subcouncil is a working group of council members formed to advise, bring recommendations and/or monitor a specific aspect of the council's area of concern. Any subcouncil created by a council derives its authority from the council and shall report to the council on a regular basis.

A council may also recommend to the Faculty Senate the creation of faculty committees to deal with specific aspects of the College's program that merit special faculty attention, or their dissolution. A council also shall recommend individuals for membership on faculty committees; however, appointment to a faculty committee shall remain the prerogative of the Faculty Senate, which shall be accountable for assuring the fair and reasonable distribution of the faculty's out-of-classroom workload.

Section 2. General Requirements Applicable to all Councils

A. Organization

- 1. Members of each council shall be appointed by the Faculty Senate to reflect reasonable diversity, including diversity among the several academic disciplines.

2. All members of a council shall have voice and vote, except as specified below.
3. With the exception of the Curriculum Council, which shall be chaired by the Dean of the College, each Council shall elect its own chair and secretary from among its voting faculty members.
4. A council may invite non-members to provide information or consultation or to attend any single meeting.
5. Any voting member of the Faculty Assembly may observe the proceedings of any council, except the Professional Affairs Council; observers may not participate in the proceedings except as invited.

B. Procedures

1. With the exception of action taken by the Professional Affairs Council on personnel matters, all action taken by a council shall be subject to review by Faculty Senate, the Faculty Assembly, and the President of the College. Unless overturned upon review, action taken by a council shall be considered binding.
2. When issues rightly before a council also affect the area of responsibility of another faculty body, the council shall confer with that body before forwarding any action to the Faculty Senate.

C. Minutes and Reports

1. Minutes shall be kept of all council meetings and approved by council members. Except for the minutes of the Professional Affairs Council, these minutes, or a summary of actions taken, shall be distributed in a timely manner to the Faculty Senate for review and forwarding to the Faculty Assembly.
2. Each council shall submit to the Faculty Senate with its first set of minutes each year a report of its goals for the year; with its final set of minutes for the year, each council shall submit an evaluation of its progress toward achieving those goals.
3. Each council shall submit to the Faculty Senate for distribution to the Faculty Assembly a one-page written summary of its activities for the year, including frequency of meetings, accomplishments, and recommendations, in April of each year.

Section 3. Admission and Academic Standing Council

A. Membership

The Admission and Academic Standing Council shall consist of six voting members of the Faculty Assembly appointed by the Faculty Senate for staggered three-year terms, the Director of Academic Advising, the Dean of Student Development or the dean's representative, the Director of Admission or the director's representative, the Dean of the College, and the Registrar. Only faculty members shall have the vote.

B. Duties and Responsibilities

The council shall be responsible for formulating policy and establishing and monitoring standards affecting admission to the College and the academic standing of enrolled students. The council also shall act on individual requests for variance from stated policies and/or requirements. On policy questions relating to standards for admission, academic standing, or graduation, the council must be consulted before any action is taken by any other person or group on campus.

1. The council shall recommend candidates eligible for graduation, whose names shall be submitted to the Faculty Assembly for approval.
2. In consultation with the Director of Admission, the council shall determine when it must rule on individual applications for admission to the College, and it shall render decisions on applications referred to it by the Director of Admission.
3. The council shall formulate policies governing academic matters such as credit by examination, withdrawal from courses, and readmission to the College following dismissal for any cause.
4. The council shall formulate policies and establish and monitor standards affecting academic standing, including honors recognition, probationary status, and academic dismissal. As soon as final grades are available at the end of each semester, the council shall determine those students who are ineligible to return the following semester and those who are to be placed on academic probation or warning. The Dean of the College shall communicate the council's decisions to affected students at the earliest possible date.
5. The council shall serve as the primary authorizing body on individual requests for variance from established academic policies and/or standards. The council's actions in such cases shall be subject to appeal to the Dean of the College. Should the Dean of the College overturn the council on any matter, the dean shall inform the committee in writing in a timely manner.

Section 4. Campus Life Council

A. Membership

The Campus Life Council shall consist of five voting members of the Faculty Assembly appointed by the Faculty Senate for staggered three-year terms, the faculty representative to Community Council appointed annually by the Faculty Senate, the Dean of Student Development or the dean's representative, the Dean of the Chapel, the Director of Athletics, the Director of the Counseling and the Wellness Center, and three students appointed annually by the Community Council.

B. Duties and Responsibilities

The council shall be responsible for the ongoing evaluation of the various programs, policies, procedures and facilities that affect the quality of life on campus and for making recommendations to the Faculty Senate and Faculty Assembly and to other appropriate officers and bodies of the College. The council shall represent the interests of the faculty and other college constituencies in matters pertaining to the quality of life on campus.

Section 5. Curriculum Council

A. Membership

The Curriculum Council shall consist of six voting members of the Faculty Assembly appointed by the Faculty Senate for staggered three-year terms; the Dean of the College, who shall chair the council; the Director of Academic Advising; the Registrar; and two students, one of whom shall be the chair of the Academic Affairs Committee of the Community Council and one of whom shall be appointed at large by the Academic Affairs Committee from the student body. Stenographic support may be provided by the Office of the Dean of the College. Only faculty and student members shall have the vote.

B. Duties and Responsibilities

The council shall be responsible for proposing, approving, reviewing, and evaluating all aspects of the College that relate to its formal program of instruction and to its academic support services. The council shall represent the interests of the faculty in assuring the academic excellence and integrity of the curriculum.

1. The council shall have authority to approve, modify or reject curricular or policy proposals offered by academic departments or other bodies of the College, including the addition, deletion or significant modification of courses or programs. The council may also initiate actions that serve to advance the quality of the educational program or to clarify its mission. The addition or deletion of an academic major must be approved by the Board of Trustees.
2. The council shall have the authority to request information and/or reports from academic units of the College and to propose guidelines for the management of the curriculum.
3. In cooperation with the Dean of the College, the council shall communicate to the appropriate administrative officers the needs of the larger faculty for instructional support and resources.

Section 6. Professional Affairs Council

A. Membership

The Professional Affairs Council shall consist of five voting members of the Faculty Assembly, at least one of whom shall be without tenure and at least one of whom shall hold the rank of professor. They shall serve staggered three-year terms. The Dean of the College shall serve as a non-voting *ex officio* member.

Any conflict of interest, real or apparent, must be avoided. To this end:

1. Sitting members of the Professional Affairs Council, their spouses, or other persons whose applications might create a conflict of interest for them, shall not be considered for promotion or tenure. When a real or apparent conflict of interest exists, the affected council member may resign--or may be requested to resign by a majority vote of the other voting members of the council--in order that the tenure or promotion process may go forward.
2. When a conflict of interest arises during consideration of faculty grants, developmental leaves, or sabbatical leaves, the affected person shall be absent from both the discussion and the vote on the application.

B. Duties and Responsibilities

1. The council shall be responsible for formulating, implementing and monitoring policies affecting the terms of employment, advancement in rank, tenure status, performance evaluation, professional development, workload and compensation of the faculty. These policies shall be subject to review by the Faculty Senate and the Faculty Assembly.
2. The council shall also act as a consultative body to the Dean of the College on individual cases affecting advancement in rank, tenure status, sabbatical and other leaves of absence, professional development support, non-reappointments, and other personnel matters. Applications for promotion, tenure, leave, and professional development support, including supporting documentation, shall be submitted to the Dean of the College, who shall forward them to the council for review and recommendation. All personnel matters are considered in the strictest confidence. When appropriate, personnel decisions shall be communicated to the larger college community by the Dean of the College by way of public announcement. Grievances and complaints shall be referred to the Grievance Committee as provided for in the *Faculty Handbook*.

3. The council shall be responsible for initiating changes and considering all proposed changes to the *Faculty Handbook* and for editing the document.
 4. Any voting member of the Faculty Assembly may submit recommendations on policy or on individual cases to the Chair of the Professional Affairs Council when other procedures seemingly are not open or are not appropriate.
- C. Minutes and Reports

Although the minutes of the Professional Affairs Council are circulated only to council members and appropriate officers of the College, the council shall forward to the Faculty Senate a summary of all actions on policy and other matters that are subject to review by the Faculty Senate and the Faculty Assembly.

ARTICLE VI. COMMITTEES

Faculty members participate in two kinds of committees, both of which are essential to the mission of the College: Faculty Committees and College Committees. Only Faculty Committees shall be governed by the Faculty Constitution. College Committees are invited to maintain open communication with the faculty via the Faculty Senate.

Section 1. Faculty Committees

- A. Faculty committees shall be authorized by the Faculty Senate, either on the initiative of the Faculty Senate or upon the recommendation of one of the four councils. Members shall be appointed by the Faculty Senate in cooperation with the appropriate council and normally shall assume their responsibilities following the April meeting of the Faculty Assembly. The Faculty Senate shall have the authority to dissolve a faculty committee, either on its own initiative or upon the recommendation of the appropriate council. Committees shall include student members when appropriate and shall elect their own chair and secretary.
- B. All members of faculty committees shall have voice and vote, except as specified by the authorizing body.
- C. Faculty committees may function as advisory bodies to officers or units of the College, or they may take action on behalf of the faculty within the scope of their jurisdiction. Actions taken by a faculty committee shall be subject to review by the committee's authorizing body and the Faculty Assembly.
- D. Each faculty committee shall report on a regular basis to the council that has broad oversight responsibility over its area of concern or to the Faculty Senate if authorized directly by that body via minutes that shall be kept of each meeting or a summary of actions taken. The appropriate council may overturn action taken by a committee; when such occurs, the council shall report its action and the reasons to the committee and to the Faculty Senate via its minutes or summary of actions. If a council shall determine that a committee's actions require further review, the council shall forward a summary of the actions in question to the Faculty Senate.
- E. The list of faculty committees is intended to be fluid, permitting the faculty to respond efficiently and quickly to the immediate needs of the College. Examples of faculty committees anticipated to continue functioning over time are the Honors Committee, the Library Committee, and the Committee on Assessment.

Section 2. College Committees

College Committees are organized by officers or units of the College functioning outside the jurisdiction of the Faculty Constitution. They may be departmental or administrative and may serve very focused or very broad institutional needs. Although they report to the officers or units of the College that authorize them, those that

significantly affect the overall life of the College are encouraged to maintain open communication with the faculty through the Faculty Senate. Examples of current College Committees are the Retention Task Force, the Computer and Technology Committee, and the President's Commission on the Future of the College.

ARTICLE VII. AMENDMENT PROCEDURES

Amendments to this constitution may be proposed by any voting member of the Faculty Assembly, by any faculty body, or by the Faculty Senate. All proposed amendments shall be considered by the Faculty Senate prior to the Faculty Assembly's voting on them. Amendments must be presented in writing to the entire membership of the Faculty Assembly at least one Assembly meeting prior to the meeting in which they will be voted on. A two-thirds vote shall be required to adopt an amendment.

ARTICLE VIII. RATIFICATION

This constitution shall become effective when approved by a two-thirds vote of the Faculty Assembly and by the President of the College. Membership on existing faculty bodies shall remain unchanged until the next normal cycle of elections and appointments.

Ratified 11/9/1995

Revised 12/4/97 (Art. IV Introduction), 10/1/98 (Art. II, Sect.



Fall 1999 New Students

West Virginia Wesleyan College

New Students Fall 1999

NEW STUDENT ADMISSION FUNNEL

	New Freshmen				New Transfers		
	Fall 1997	Fall 1998	Fall 1999		Fall 1997	Fall 1998	Fall 1999
Applicants	1487	1657	1504	Applicants	128	106	133
Accepted	1281	1443	1269	Accepted	97	69	85
Accept rate	86.1%	87.1%	84.4%	Accept rate	75.8%	65.1%	63.9%
Matriculates	480	473	471	Matriculates	49	35	48
Yield	37.5%	32.8%	37.1%	Yield	50.5%	50.7%	56.5%

	Total New Students		
	Fall 1997	Fall 1998	Fall 1999
Applicants	1615	1763	1637
Accepted	1378	1512	1354
Accept rate	85.3%	85.8%	82.7%
Matriculates	529	508	519
Yield	38.4%	33.6%	38.3%

FALL 1999 NEW STUDENTS BY STATE

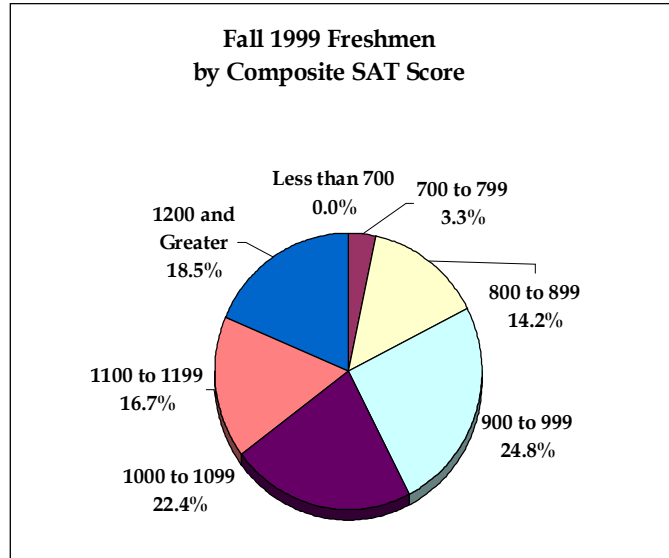
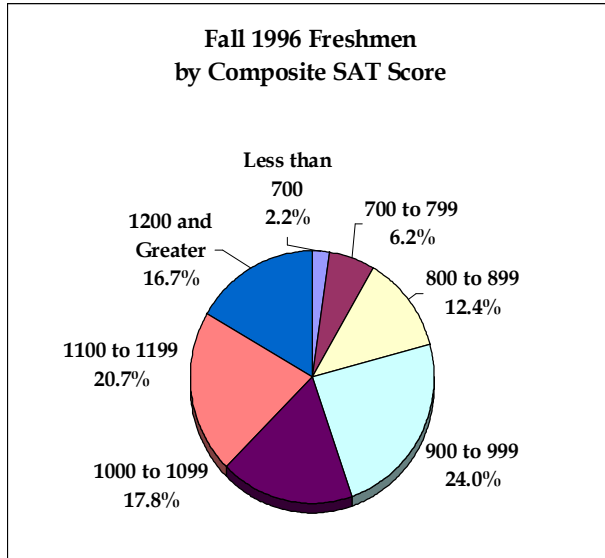
	Applicants	% of Total	Accepts	% of Total	Enrolled	% of Total	% Yield
WV	511	31.2%	466	34.4%	228	43.9%	48.9%
PA	250	15.3%	207	15.3%	70	13.5%	33.8%
MD	143	8.7%	119	8.8%	39	7.5%	32.8%
NY	121	7.4%	94	6.9%	32	6.2%	34.0%
NJ	120	7.3%	102	7.5%	38	7.3%	37.3%
OH	72	4.4%	56	4.1%	18	3.5%	32.1%
FL	81	4.9%	52	3.8%	12	2.3%	23.1%
VA	64	3.9%	47	3.5%	11	2.1%	23.4%
MA	31	1.9%	30	2.2%	3	0.6%	10.0%
ME	31	1.9%	22	1.6%	9	1.7%	40.9%
GA	19	1.2%	15	1.1%	5	1.0%	33.3%
CT	27	1.6%	18	1.3%	5		
DC	17	1.0%	9	0.7%	2	0.4%	22.2%
NH	14	0.9%	12	0.9%	5	1.0%	41.7%
OTHERS	136	8.3%	105	7.8%	42	8.1%	40.0%
Total	1637		1354		519		38.3%

FALL 1999 FULL-TIME NEW STUDENTS BY ETHNIC DISTRIBUTION

		Nonresident Alien	Black non-Hispanic	Am. Indian or Alaskan Native	Asian or Pacific Islander	Hispanic	White, non-Hispanic	Race/eth. unknown	Total	Gender Percentage
New Freshmen	Men	6	16	0	3	3	179	4	211	44.8%
	Women	2	7	0	3	1	245	2	260	55.2%
Freshmen	Ethnic Percentages	1.7%	4.9%	0.0%	1.3%	0.8%	90.0%	1.3%	100.0%	0.2%
New Transfers	Men	4	2	0	1	0	12	1	20	41.7%
	Women	16	0	0	0	0	12	0	28	58.3%
Total New Students	Men	10	18	0	4	3	191	5	231	44.5%
	Women	18	7	0	3	1	257	2	288	55.5%
Total New Students	Ethnic Percentages	5.4%	4.8%	0.0%	1.3%	0.8%	86.3%	1.3%		

West Virginia Wesleyan College New Students Fall 1999

ACADEMIC POTENTIAL



FRESHMEN SAT SCORES

SAT Interval	Fall 1996 Freshmen	Percent of Total	Fall 1997 Freshmen	Percent of Total	Fall 1998 Freshmen	Percent of Total	Fall 1999 Freshmen	Percent of Total
Less than 700	6	2.2%	11	3.0%	2	0.6%	0	0.0%
700 to 799	17	6.2%	46	12.5%	10	2.8%	11	3.3%
800 to 899	34	12.4%	71	19.2%	59	16.7%	47	14.2%
900 to 999	66	24.0%	77	20.9%	76	21.5%	82	24.8%
1000 to 1099	49	17.8%	67	18.2%	93	26.3%	74	22.4%
1100 to 1199	57	20.7%	60	16.3%	63	17.8%	55	16.7%
1200 and Greater	46	16.7%	37	10.0%	50	14.2%	61	18.5%
Total	275	100%	369	100%	353	100%	330	100%
Average Comp. SAT	1027		1006		1029		1041	

HIGH SCHOOL CLASS RANK

	1994	1995	1996	1997	1998	1999
Top Tenth	24%	28%	24%	23%	26%	23%
Top Twenty-fifth	55%	58%	50%	49%	53%	50%
Top Half	84%	83%	80%	82%	80%	80%
Bottom Half	16%	17%	20%	18%	20%	20%
% Submitting	90%	90%	84%	84%	89%	90%

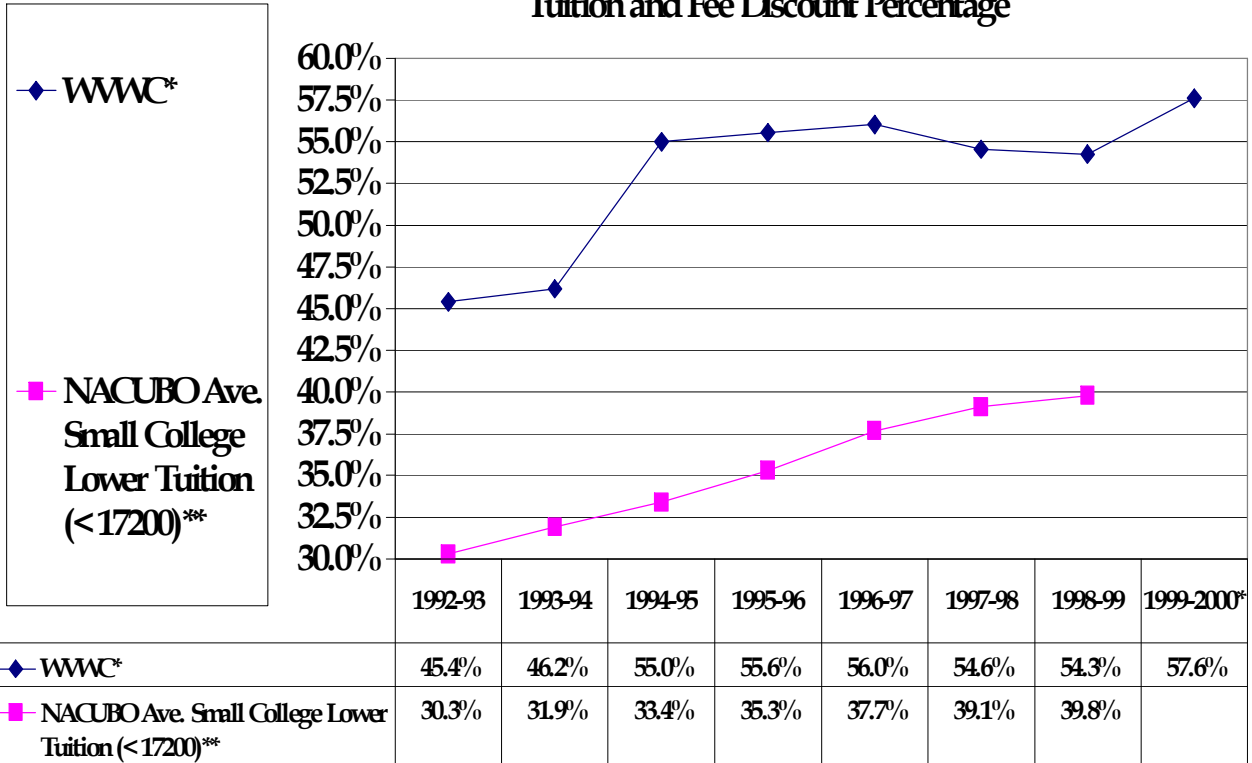
HIGH SCHOOL GPA

	1994	1995	1996	1997	1998	1999
% 3.00 and greater	62%	68%	63%	65%	68%	68%
% 2.0 to 2.99	37%	31%	36%	34%	32%	32%
% 1.0 to 1.99	1%	1%	1%	1%	1%	1%
% below 1.0	0%	0%	0%	0%	0%	0%
Average GPA	3.18	3.26	3.18	3.19	3.28	3.28

West Virginia Wesleyan College Fall 1999 New Students

NEW FRESHMEN TUITION AND FEE DISCOUNT PERCENTAGE

**West Virginia Wesleyan College
and NACUBO Average Small College Lower Tuition
Tuition and Fee Discount Percentage**



WWAC Tuition and Fees	12605	13400	14200	14750	15175	16275	16750	17550
-----------------------	-------	-------	-------	-------	-------	-------	-------	-------

* Aid Figures as of October 1 for 1999-2000

** Tuition and Fee category based on 1998-99 Figures

** Tuition and Fee category based on 1998-99 Figures

Awarded Financial Aid to First-time Full-time Freshmen

	Fall 1998	Fall 1999
Number of First-time Full-time Freshmen	473	471
% applied for Financial Aid	99%	99%
% received any Financial Aid	96%	99%
% received gift aid	95%	97%
% received self help aid	91%	98%
Average Financial Aid Award	\$ 14,230	\$ 16,281
Average Gift Aid Award	\$ 10,580	\$ 11,920
Average Self Help Award	\$ 3,650	\$ 4,361

Source: Financial Planning Files as of November 15th each year

*Aid Averages do not include Parent and Alternative Loan Amounts



Fall 1999 Student Body

West Virginia Wesleyan College

Historical Enrollment

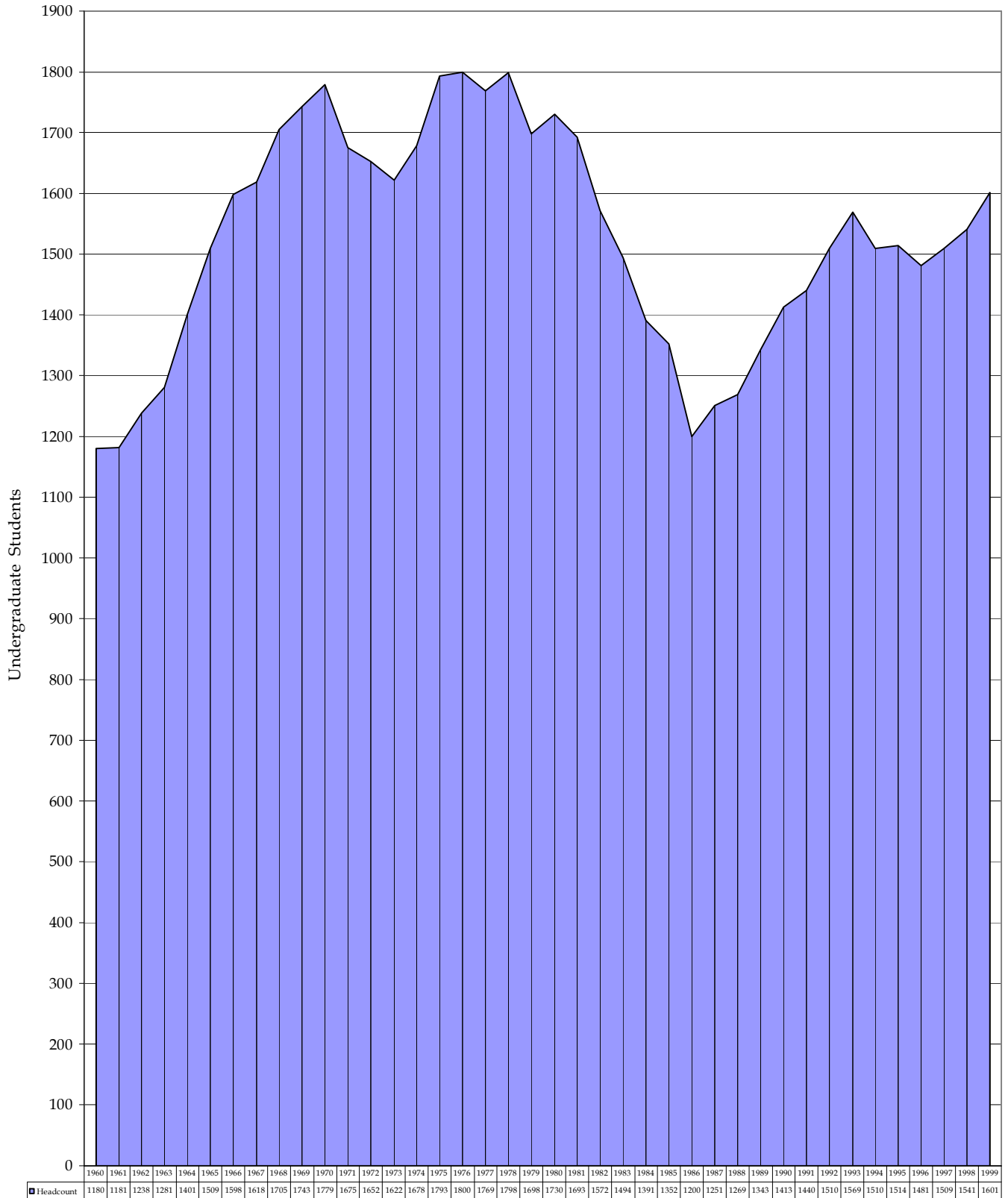
NEW FULL TIME STUDENTS	1994-95		1995-96		1996-97		1997-98		1998-99		1999-2000	
	Fall	Spring	Fall	Spring	Fall	Spring	Fall	Spring	Fall	Spring	Fall	Spring
Fall First Year	454	415	454	422	378	339	480	438	473	438	471	
Spring First Year		5		5		6		9		4		
Fall Transfers	55	48	44	37	36	31	39	31	26	23	38	
Spring Transfers		10		12		10		7		9		
Fall Visitors	6	6	6	6	10	10	8	7	9	7	10	
Spring Visitors		0		0		2		1		0		
Total	515	484	504	482	424	396	527	492	508	481	519	
RETURNING FULL TIME STUDENTS												
Continuing Students	928	861	948	863	988	898	923	858	976	909	998	
Fall readmits	12		14		7		12		12		1	
Spring Readmits		14		18		9		9		8		
Total	940	875	962	881	995	907	935	867	988	917	999	
TRADITIONAL UNDERGRADUATES												
Full-time Enrollment	1455	1359	1466	1363	1419	1303	1462	1359	1496	1398	1518	
Part-time Enrollment	55	54	48	47	62	55	47	42	45	31	53	
Total Headcount	1510	1413	1514	1410	1481	1358	1509	1401	1541	1429	1571	
FTE	1479	1382	1488	1386	1444	1329	1483	1378	1516	1413	1541	
Traditional Undergraduate Average FTE	1431		1437		1387		1430		1464			
ADDITIONAL UNDERGRADUATE PROGRAMS												
External Education*												
Full-time	0	0	0	0	0		0	0	0	0	0	
Part-time	22	38	23	35	30	36	39	31	13	30	0	
Total Headcount	22	38	23	35	30	36	39	31	13	30	0	
Distance Learning**												
Full-time	0	0	0	0	0	0	0	1	0	3	0	
Part-time	88	73	83	66	20	39	21	66	32	56	30	
Total Headcount	88	73	83	66	20	39	21	67	32	59	30	
TOTAL UNDERGRADUATE												
Full-time	1455	1359	1466	1363	1419	1303	1462	1360	1496	1401	1518	
Part-time	165	165	154	148	112	130	107	139	90	117	83	
Total Headcount	1620	1524	1620	1511	1531	1433	1569	1499	1586	1518	1601	
Undergraduate FTE	1523	1421	1525	1421	1458	1351	1501	1409	1529	1429	1551	
Average Undergraduate FTE	1472		1473		1405		1455		1479			
MASTERS OF BUSINESS ADMINISTRATION***												
Full-time	11	10	12	15	17	16	13	13	20	19	28	
Part-time	47	48	47	35	44	45	50	52	36	36	19	
Total Headcount	58	58	59	50	61	61	63	65	56	55	47	
FTE	33.7	32.3	36.75	33	36	30.25	36	38	36	37	38	
TOTAL HEADCOUNT ENROLLMENT												
	1678	1582	1679	1561	1592	1494	1632	1564	1642	1573	1648	
TOTAL STUDENT BODY SEMESTER FTE												
	1557	1454	1562	1454	1494	1381	1537	1446	1565	1466	1589	
TOTAL STUDENT BODY AVERAGE FTE	1505		1508		1438		1492		1515			

*External Education was an evening and weekend program designed primarily for working and older members of the community. The program was removed from course offerings Fall 1999.

**Distance Education is an academic extension of West Virginia Wesleyan College, offering college-level courses designed for home study by students not enrolled in a campus based post-secondary program of study. In the Fall 1996 a rolling enrollment style of registration was put in place. The fall enrollment numbers shown for 1996-97, 1997-98, and 1998-99 is the enrollment as of the colleges official reporting date of October 1. Actual fall enrollment is usually slightly larger.

***The MBA Program modified full-time status from 9 credit hours to 6 credit hours per semester for Fall 1999. This change will inflate the number of full-time and FTE student compared to previous years. The figure that should be used to compare to previous year is headcount enrollment.

**West Virginia Wesleyan College
Undergraduate Student Headcount
Fall 1960 to Fall 1999**



FALL 1999 ALL STUDENTS ETHNIC AND GENDER BREAKDOWN

Undergraduates

		Nonresident alien	Black non-Hispanic	Am. Indian or Alaskan Native	Asian or Pacific Islander	Hispanic	White, non-Hispanic	Race/eth. unknown	Total	Gender Percentage
Full Time Undergraduates										
	Men	34	55	1	11	5	557	6	669	44.1%
	Women	31	34	0	7	5	769	3	849	55.9%
Full-time	Ethnic									
	Percentages	4.3%	5.9%	0.1%	1.2%	0.7%	87.4%	0.6%		
Part Time Undergraduates										
	Men	0	1	0	0	0	23	0	24	28.9%
	Women	0	0	0	0	0	58	1	59	71.1%
Total Undergraduates										
	Men	34	56	1	11	5	580	6	693	43.3%
	Women	31	34	0	7	5	827	4	908	56.7%
Undergraduate	Ethnic									
	Percentages	4.1%	5.6%	0.1%	1.1%	0.6%	87.9%	0.6%		

Graduate Students

Full Time Graduate Students										
	Men	6	0	0	0	0	12	0	18	64.3%
	Women	1	0	0	0	0	9	0	10	35.7%
Part-time Graduate Students										
	Men	0	0	0	0	0	11	0	11	57.9%
	Women	0	0	0	0	0	8	0	8	42.1%
Total Graduate Students										
	Men	6	0	0	0	0	23	0	29	61.7%
	Women	1	0	0	0	0	17	0	18	38.3%
Total Graduate Students	Ethnic									
	Percentages	14.9%	0.0%	0.0%	0.0%	0.0%	85.1%	0.0%		

Grand Total Students

	Men	40	56	1	11	5	603	6	722	43.8%
	Women	32	34	0	7	5	844	4	926	56.2%
Grand Total Students	Ethnic									
	Percentages	4.4%	5.5%	0.1%	1.1%	0.6%	87.8%	0.6%		

STATES AND COUNTRIES

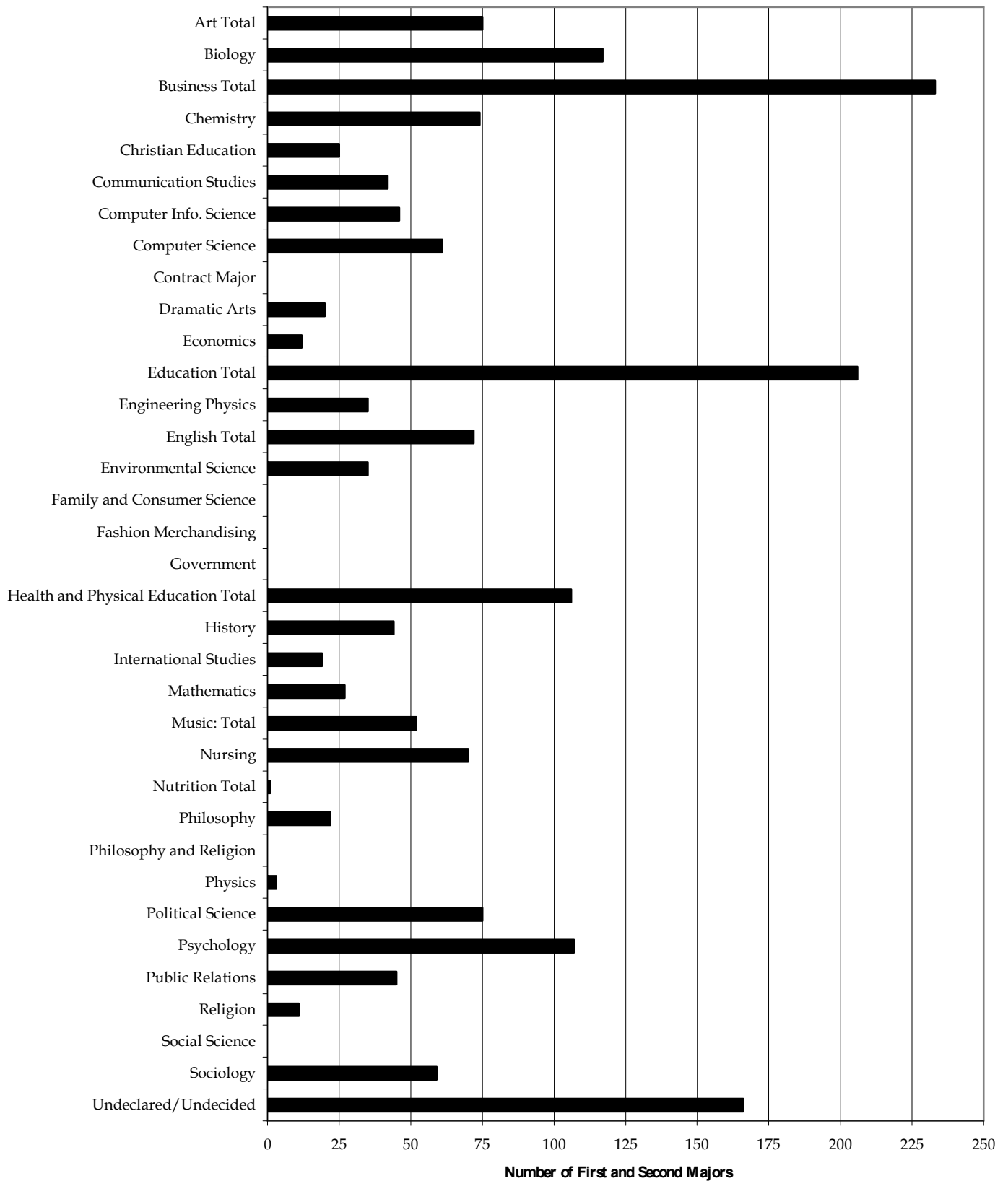
West Virginia Wesleyan College has a commitment to providing a diverse environment for student to both learn in and live in. Forty-eight percent of Wesleyan's student body are from WV representing 53 out of 55 counties. Forty-eight percent of the student body consists of students from 34 other states and four percent are international students from the 26 different countries listed below:

Albania	Canada	Germany	Ireland	Liberia	Thailand	Switzerland
Brazil	England	Ghana	Japan	Nepal/ India	Saudi Arabia	Trinidad
Bulgaria	Gambia	Grenada	Kenya	Norway	Sri Lanka	Vietnam
		India	Korea	Romania	Sweden	Yugoslavia

**Full-time and Part-time Undergraduates
Declared Academic First and Second Majors
October 1, 1999**

Major	Track	1999			
		Majors	2nd Majors	Total Majors	% of Total
Art Total		73	2	75	5.0%
	Education	5	0	5	0.3%
	Graphic Design	44	1	45	2.4%
	Painting/Drawing	7	0	7	0.4%
	Studio	17	1	18	1.0%
Biology		107	10	117	6.3%
Business Total		207	26	233	12.5%
	Accounting	48	3	51	2.7%
	Finance	0	0	0	0.0%
	General	80	16	96	5.2%
	Management	25	5	30	1.6%
	Marketing	54	2	56	3.0%
Chemistry		45	29	74	4.0%
Christian Education		20	5	25	1.3%
Communication Studies		34	8	42	2.3%
Computer Info. Science		32	14	46	2.5%
Computer Science		51	10	61	3.3%
Contract Major		0	0	0	0.0%
Dramatic Arts		13	7	20	1.1%
Economics		5	7	12	0.6%
Education Total		184	22	206	11.1%
	Elementary	143	3	146	7.8%
	Secondary	41	19	60	3.2%
Engineering Physics		33	2	35	1.9%
English Total		58	14	72	3.9%
	English	19	6	25	1.3%
	Education	13	1	14	0.8%
	Literature	11	3	14	0.8%
	Writing	15	4	19	1.0%
Environmental Science		31	4	35	1.9%
Family and Consumer Science		0	0	0	0.0%
Fashion Merchandising		0	0	0	0.0%
Government		0	0	0	0.0%
Health and Physical Education Total		103	3	106	4.5%
	Physical Education	31	1	32	1.7%
	Health Promo./Fitness	22	1	23	1.2%
	Athletic Training	50	1	51	2.7%
History		26	18	44	2.4%
International Studies		13	6	19	1.0%
Mathematics		13	14	27	1.5%
Music: Total		46	6	52	2.8%
	Music	23	6	29	1.6%
	Education	23	0	23	1.2%
Nursing		69	1	70	3.8%
Nutrition Total		1	0	1	0.1%
	Dietetics	0	0	0	0.0%
	General	1	0	1	0.1%
Philosophy		8	14	22	1.2%
Philosophy and Religion		0	0	0	0.0%
Physics		2	1	3	0.0%
Political Science		61	14	75	4.0%
Psychology		88	19	107	5.8%
Public Relations		38	7	45	2.4%
Religion		6	5	11	0.6%
Social Science		0	0	0	0.0%
Sociology		38	21	59	3.2%
Undeclared/Undecided		166		166	8.9%
Total Undergraduate Students		1571	289	1860	100.0%

**Full Time and Part Time Undergraduates
Declared Academic First and Second Majors
October 1, 1999**



CAMPUS ACTIVITIES & ORGANIZATIONS

ORGANIZATIONS

All Greek Council
Alpha Phi Omega (Community Service)
Amnesty International
Black Student Union
College Republicans
Committee on Rope Education
4-H Club
GLASS
International Student Organization
Residence Hall Council
Student Alumni Association
The Green Club
Young Democrats
Wesleyan Service Corps
WVWC FM
WVWC Dance Company
Wesleyan Ambassadors

SORORITIES

Alpha Delta Pi
Alpha Gamma Delta
Alpha Xi Delta
Delta Sigma Theta
Zeta Tau Alpha
Panhellenic Council

FRATERNITIES

Alpha Phi Alpha
Chi Phi
Kappa Alpha
Alpha Sigma Phi
Theta Chi
Theta Xi
Interfraternity Council

MUSIC & DRAMA

Concert Band
Concert Chorale
Concentus Vocum
Forensics Team
Jazz Ensemble
WVWC Theatre
Wesleyan Singers

CAMPUS ACTIVITIES

BOARD

Club/Concert Committee
Comedy Committee
Cultural Committee
Films Committee
Publicity Committee
Novelty/Recreation Committee

PUBLICATIONS

The Rickshaw
Murmurmontis
Pharos
The Wesleyan Business Journal

COMMUNITY COUNCIL

Academic Affairs
Awards & Elections
Class Officers:
Freshman
Sophomore
Junior
Senior
Community Relations
Special Activities
Student Life

CHRISTIAN LIFE

COUNCIL

Chapel Choir
Fellowship of Christian Athletes
InterVarsity Christian Fellowship
Loveshine
Peace with Justice Committee
Wesley Fellowship

HONORARIES & DEPARTMENTALS

Alpha Lambda Delta	Omicron Delta Epsilon (Economics)
Alpha Psi Omega (Dramatic Arts)	Omicron Delta Kappa (Leadership)
American Marketing Association	Phi Kappa Phi (Junior/Senior Honorary)
Beta Beta Beta (Biology)	Philosophy Club
Benzene Ring (Chemistry)	Phi Sigma Tau (Philosophy)
Delta Mu Delta (Business)	Phi Mu Alpha Sinfonia
Economics Club	Public Relations Club
Engineering/Physics Club	Chi (Psychology)
Forensics Honorary	Sigma Alpha Iota (Women's Music)
Kappa Delta Pi (Education)	Sigma Tau Delta (English)
Kappa Omicron Nu (Human Ecology)	Sigma Theta Epsilon (Men's Service)
Kappa Phi (Women's Service)	Sigma Theta Tau (Nursing)
Kappa Pi (Art)	Sociology Club
Lambda Pi Eta (Communications)	Student national Education Assoc. (SNEA)
Mortar Board	Student Nurses of Wesleyan (SNOW)
	Wesleyan Mathematics Honorary

NCAA Division II Athletic Programs 1999-2000

Twenty-three percent of West Virginia Wesleyan's full-time undergraduates participated in the seventeen NCAA Division II athletic teams in 1999-2000.

Sports	Number of Student Athletes	Scholarship Student Athletes
Men's Programs		
Baseball	33	17
M. Basketball	13	11
M. Cross Country and Track	30	18
Football	91	67
Golf	8	6
M. Soccer	29	13
M. Swimming	8	4
M. Tennis	8	8
Totals	220	144
33% of full-time undergraduate men		
Women's Programs		
W. Basketball	14	14
W. Cross Country and Track	31	19
W. Soccer	19	14
Softball	24	15
W. Swimming	12	11
W. Tennis	9	5
Volleyball	13	11
Totals	122	89
15% of full-time undergraduate women		
All Student Athlete Totals	342	233
23% of full-time undergraduates		

**West Virginia Wesleyan College
Fall to Fall
Institutional Yearly Retention Rate
First-Time Full-time Freshmen**

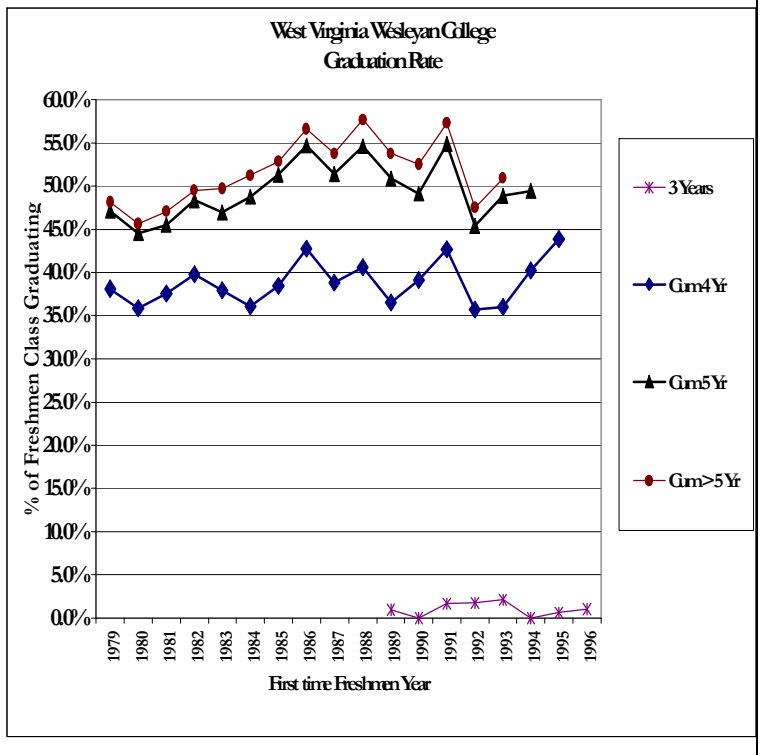
Fall to Fall Year of Retention	Fall 1994 to Fall 1995	Fall 1995 to Fall 1996	Fall 1996 to Fall 1997	Fall 1997 to Fall 1998	Fall 1998 to Fall 1999
Freshmen to Sophomore (Year 1)	71.2%	77.5%	72.0%	76.7%	78.0%
Sophomore to Junior (Year 2)	81.3%	79.9%	82.1%	84.2%	81.5%
Junior to Senior (Year 3)	90.9%	91.3%	92.7%	92.7%	91.3%
Yearly Retention Rate	52.6%	56.6%	54.7%	59.8%	58.0%

**West Virginia Wesleyan College
First-time Full-time Freshmen**

Retention and Graduation Rates 1979 to Present

First-Time Full-time Freshmen and Year Entering College		Returning for:								Graduating in:					Overall Graduation Rate
		Year 2	%	Year 3	%	Year 4	%	Year 5	Year 6	3yrs or less	4 yrs	5yrs	>5	Total	
1979	467	336	71.9%	247	52.9%	228	48.8%	0	0	0	178	42	5	225	48.2%
1980	561	369	65.8%	280	49.9%	257	45.8%	0	0	0	201	49	6	256	45.6%
1981	525	350	66.7%	272	51.8%	247	47.0%	0	0	0	197	42	8	247	47.0%
1982	422	310	73.5%	227	53.8%	206	48.8%	0	0	0	168	36	5	209	49.5%
1983	356	252	70.8%	199	55.9%	185	52.0%	0	0	0	135	32	10	177	49.7%
1984	355	251	70.7%	199	56.1%	189	53.2%	0	0	0	128	45	9	182	51.3%
1985	388	268	69.1%	231	59.5%	213	54.9%	0	6	0	149	50	6	205	52.8%
1986	311	226	72.7%	183	58.8%	181	58.2%	32	0	0	133	37	6	176	56.6%
1987	335	241	71.9%	203	60.6%	187	55.8%	37	0	0	130	42	8	180	53.7%
1988	357	262	73.4%	229	64.1%	220	61.6%	50	5	0	145	50	11	206	57.7%
1989	411	319	77.6%	242	58.9%	233	56.7%	52	1	4	146	59	12	221	53.8%
1990	411	312	75.9%	237	57.7%	229	55.7%	39	2	0	161	41	14	216	52.6%
1991	363	273	75.2%	230	63.4%	207	57.0%	41	1	6	149	44	9	208	57.3%
1992	467	325	69.6%	252	54.0%	227	48.6%	51	8	8	159	45	10	222	47.5%
1993	475	332	69.9%	277	58.3%	244	51.4%	58	8	10	161	61	10	242	50.9%
1994	455	324	71.2%	263	57.8%	240	52.7%	48	5	0	183	42		225	
1995	454	352	77.5%	269	63.7%	268	59.0%	59		3	196			199	
1996	377	272	72.1%	229	60.7%	209	55.4%			4				4	
1997	480	368	76.7%	300	62.5%										
1998	473	369	78.0%												
1999	471														
Recent 5 Yr Average	451	337	75.3%	272	60.6%	238	53.3%	51	5	6	155	50	11	222	52.1%

First Time Freshmen Year	Graduation Rates					
	3 Years	Cum4 Yr	5 years	Cum5 Yr	>5	Cum>5 Yr
1979	0.0%	38.1%	9.0%	47.1%	1.1%	48.2%
1980	0.0%	35.8%	8.7%	44.6%	1.1%	45.6%
1981	0.0%	37.5%	8.0%	45.5%	1.5%	47.0%
1982	0.0%	39.8%	8.5%	48.3%	1.2%	49.5%
1983	0.0%	37.9%	9.0%	46.9%	2.8%	49.7%
1984	0.0%	36.1%	12.7%	48.7%	2.5%	51.3%
1985	0.0%	38.4%	12.9%	51.3%	1.5%	52.8%
1986	0.0%	42.8%	11.9%	54.7%	1.9%	56.6%
1987	0.0%	38.8%	12.5%	51.3%	2.4%	53.7%
1988	0.0%	40.6%	14.0%	54.6%	3.1%	57.7%
1989	1.0%	36.5%	14.4%	50.9%	2.9%	53.8%
1990	0.0%	39.2%	10.0%	49.1%	3.4%	52.6%
1991	1.7%	42.7%	12.1%	54.8%	2.5%	57.3%
1992	1.7%	35.8%	9.6%	45.4%	2.1%	47.5%
1993	2.1%	36.0%	12.8%	48.8%	2.1%	50.9%
1994	0.0%	40.2%	9.2%	49.5%		
1995	0.7%	43.8%				
1996	1.1%					
1997						
Recent 5 Yr Average	1.1%	39.5%	10.7%	49.3%	2.6%	52.1%

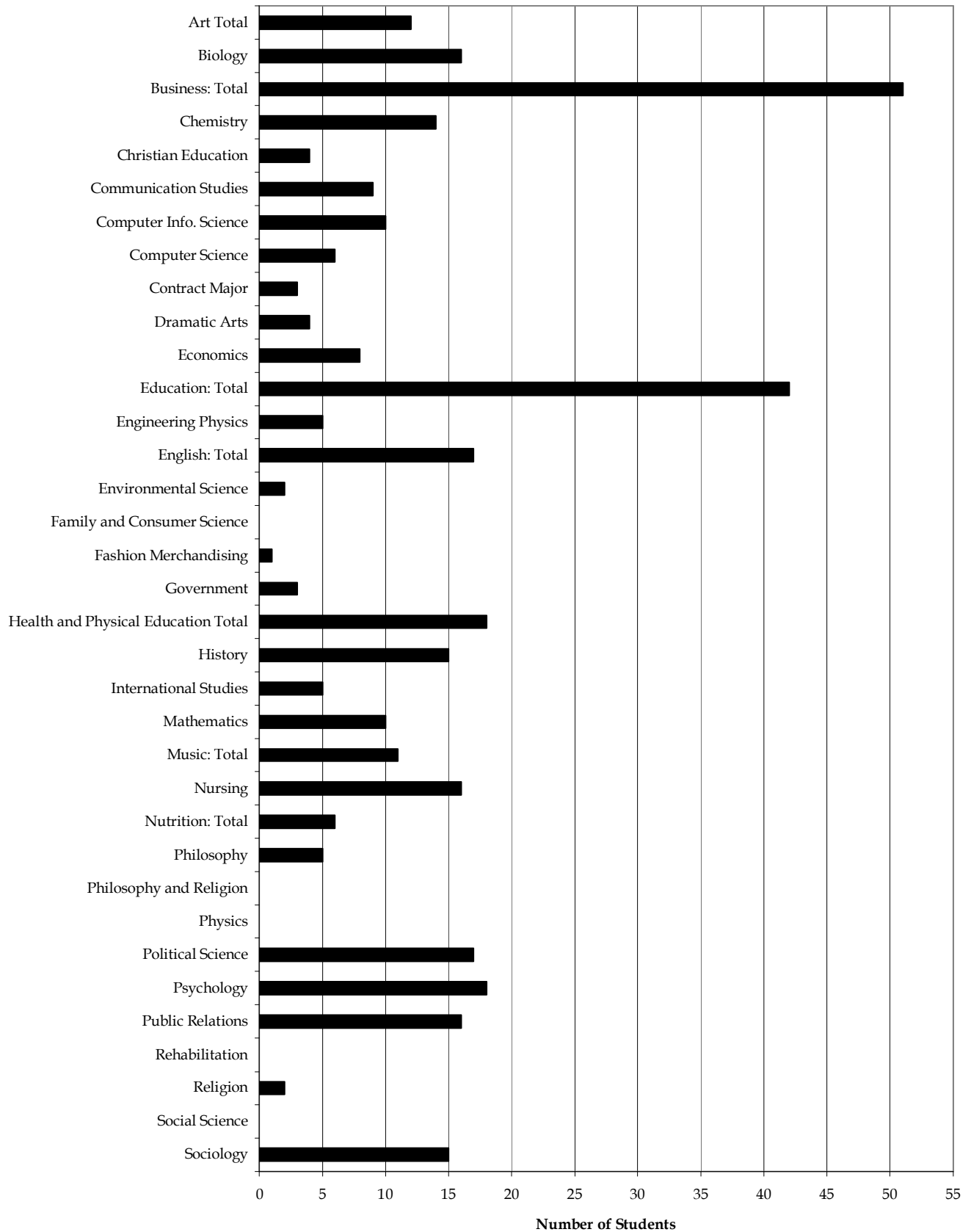


Degrees Awarded By Major Field of Study

1998-1999

		1999	
Major	Division	June 1, 1998 through May 31, 1999	
		Total	% of All
Art Total		12	3.3 %
	Education	2	
	Graphic Design	8	
	Painting / Drawing	2	
	Studio	0	
Biology		16	4.4 %
Business: Total		51	14.1 %
	Accounting	16	
	Finance	3	
	Business Administration	19	
	Management	4	
	Marketing	9	
	Mgt. Info. Systems	0	
Chemistry		14	3.9 %
Christian Education		4	1.1 %
Communication Studies		9	2.5 %
Computer Info. Science		10	2.8 %
Computer Science		6	1.7 %
Contract Major		3	0.8 %
Dramatic Arts		4	1.1 %
Economics		8	2.2 %
Education: Total		42	11.6 %
	Elementary	30	
	Secondary	12	
Engineering Physics		5	1.4 %
English: Total		17	4.7 %
	Education	0	
	Literature	8	
	Writing	9	
Environmental Science		2	0.6 %
Family and Consumer Science		0	0.0 %
Fashion Merchandising		1	0.3 %
Government and Political Science		20	5.5 %
Health and Physical Education Total		18	5.0 %
	Physical Education:	2	
	Health Promo./Fitness	7	
	Sports Medicine	9	2.5 %
History		15	4.2 %
International Studies		5	1.4 %
Mathematics		10	2.8 %
Music: Total		11	3.0 %
	Music:	9	
	Education	2	
Nursing		16	4.4 %
Nutrition: Total		6	1.7 %
	Dietetics	3	
	General	3	
Philosophy		5	1.4 %
Philosophy and Religion		0	0.0 %
Physics		0	0.0 %
Psychology		18	5.0 %
Public Relations		16	4.4 %
Religion		2	0.6 %
Social Science		0	0.0 %
Sociology		15	4.2 %
Total Undergraduate Student Majors		361	
Number of Students with two or more Majors		60	
Number Undergraduate Degrees Awarded		301	
M B A		13	

**Degrees Awarded
by Major Fields of Study
1998-1999**





Faculty and Staff

West Virginia Wesleyan College

1999-2000
Fall Semester

Profile of Full-Time Teaching Faculty

	Number	Tenured	Doctorate	Terminal Degree
Professors	21	21 100%	18 86%	19 90%
Associates	28	27 96%	21 75%	21 75%
Assistants	28	2 7%	19 68%	23 82%
Instructors	4	0	0	0
Total	81	50 62%	58 72%	63 78%

All faculty not holding doctorates (23) are qualified at the master's or equivalent professional level.

Faculty Census

Head Count figures do not include SASS staff

Head Count

Full-time	Part-time	Total
81	53	144

Faculty Full-Time Equivalent

1993	1994	1995	1996	1997	1998*	1999*
99	101	99.0	101.5	101.5	106.8	107.0

*The method for calculating the Faculty Full-Time Equivalent for 1998 and 1999 is different than that of previous years.

Faculty FTE = Semester Faculty Load Hours Divided by 12. This does include load hours for all instructors of traditional undergraduate courses.

Student Faculty Ratio

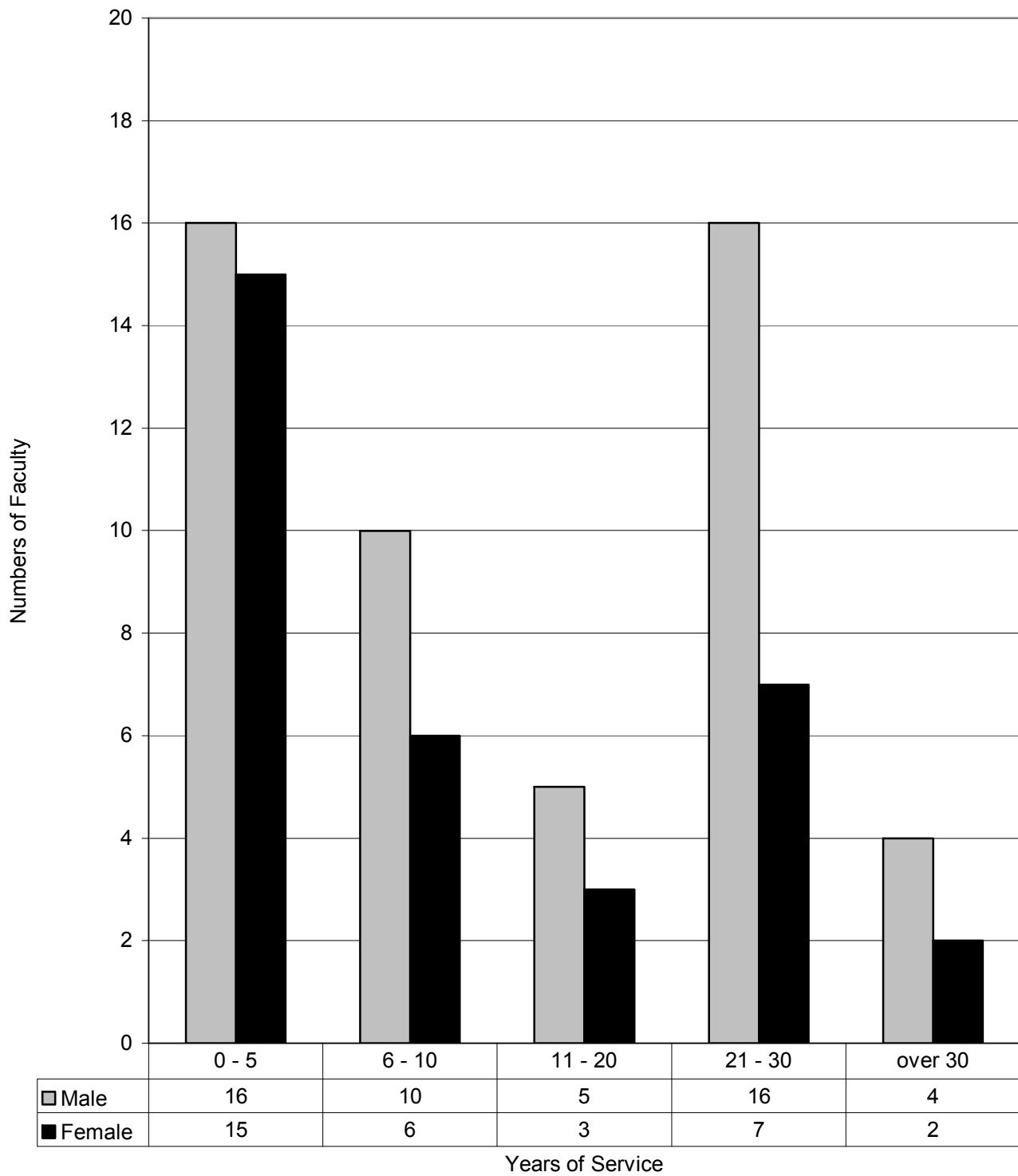
1993	1994	1995	1996	1997	1998*	1999*
16.2:1	14.7:1	15.7:1	14.6:1	15.0:1	14.4:1	14.6:1

(Fall 1998 FTE traditional undergraduates=1516)

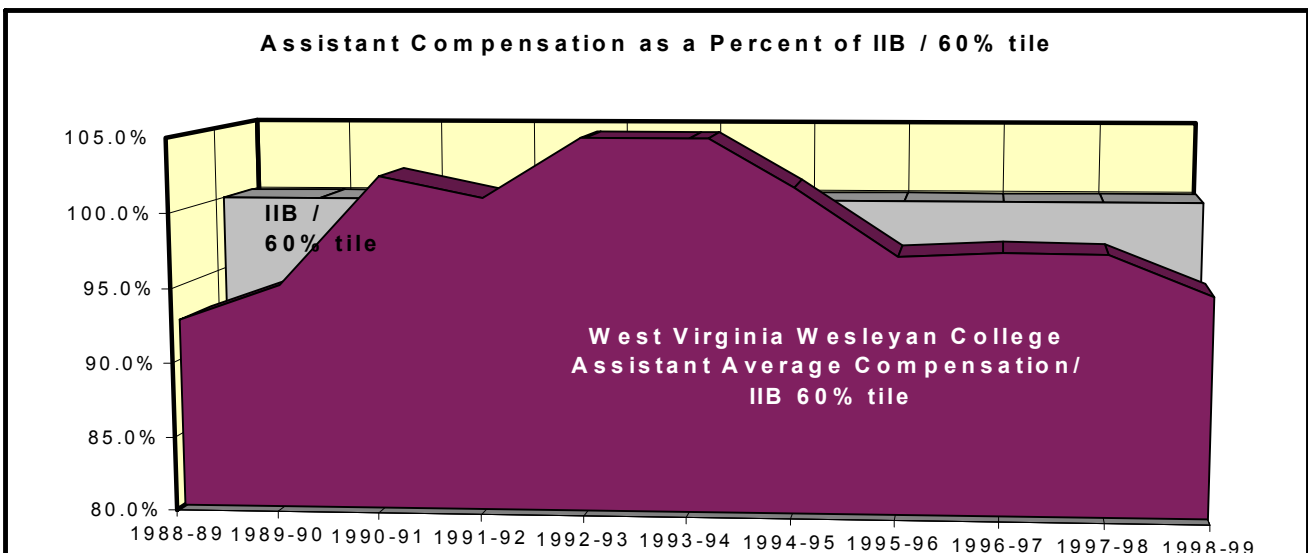
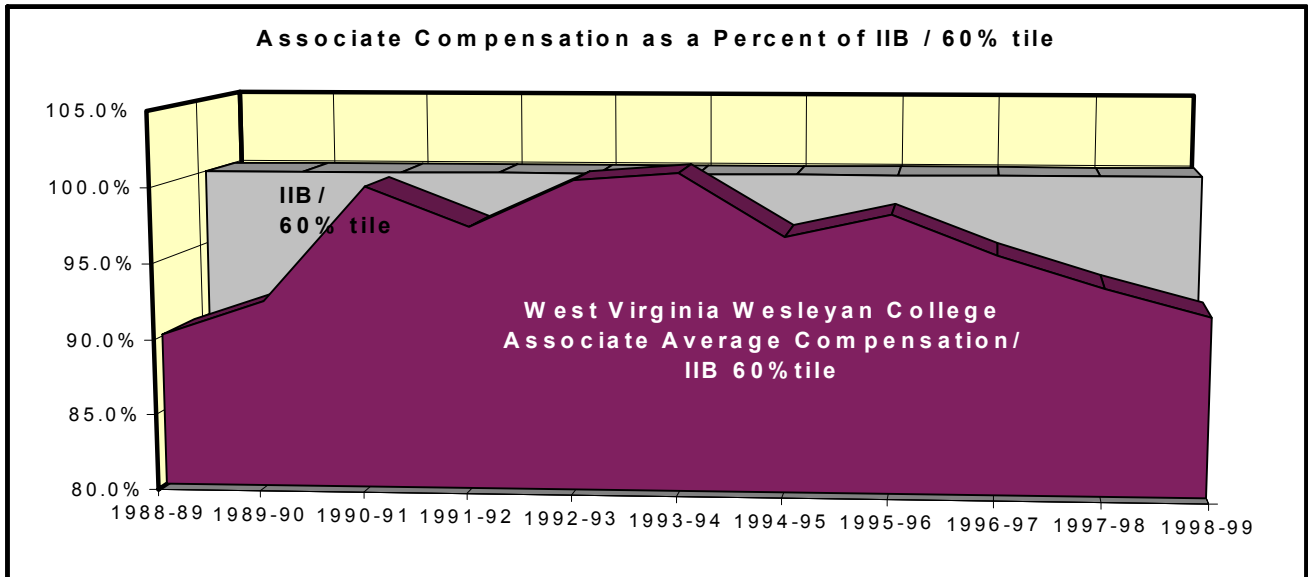
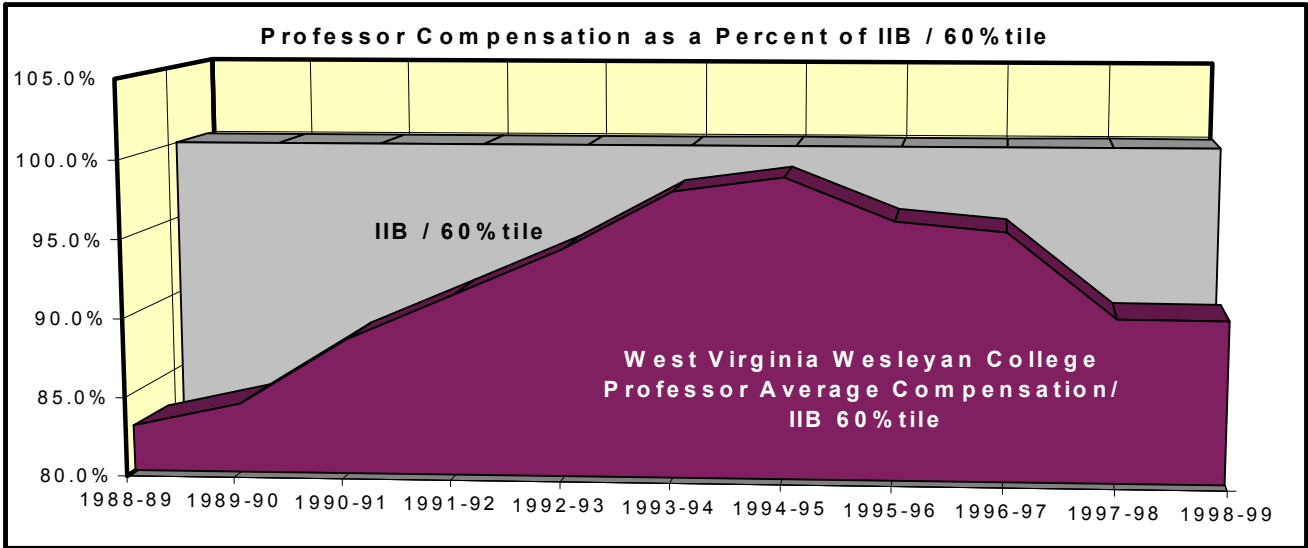
1997 and Previous Years Method of Calculating Student-Faculty Ratio: Student FTE Divided by Faculty FTE

*The method for calculating Student - Faculty Ratio for 1998 is different than that of previous years. **Student - Faculty Ratio** = ((Total Traditional Undergraduate Student Credit Hours(SCH)/15)/Faculty FTE).

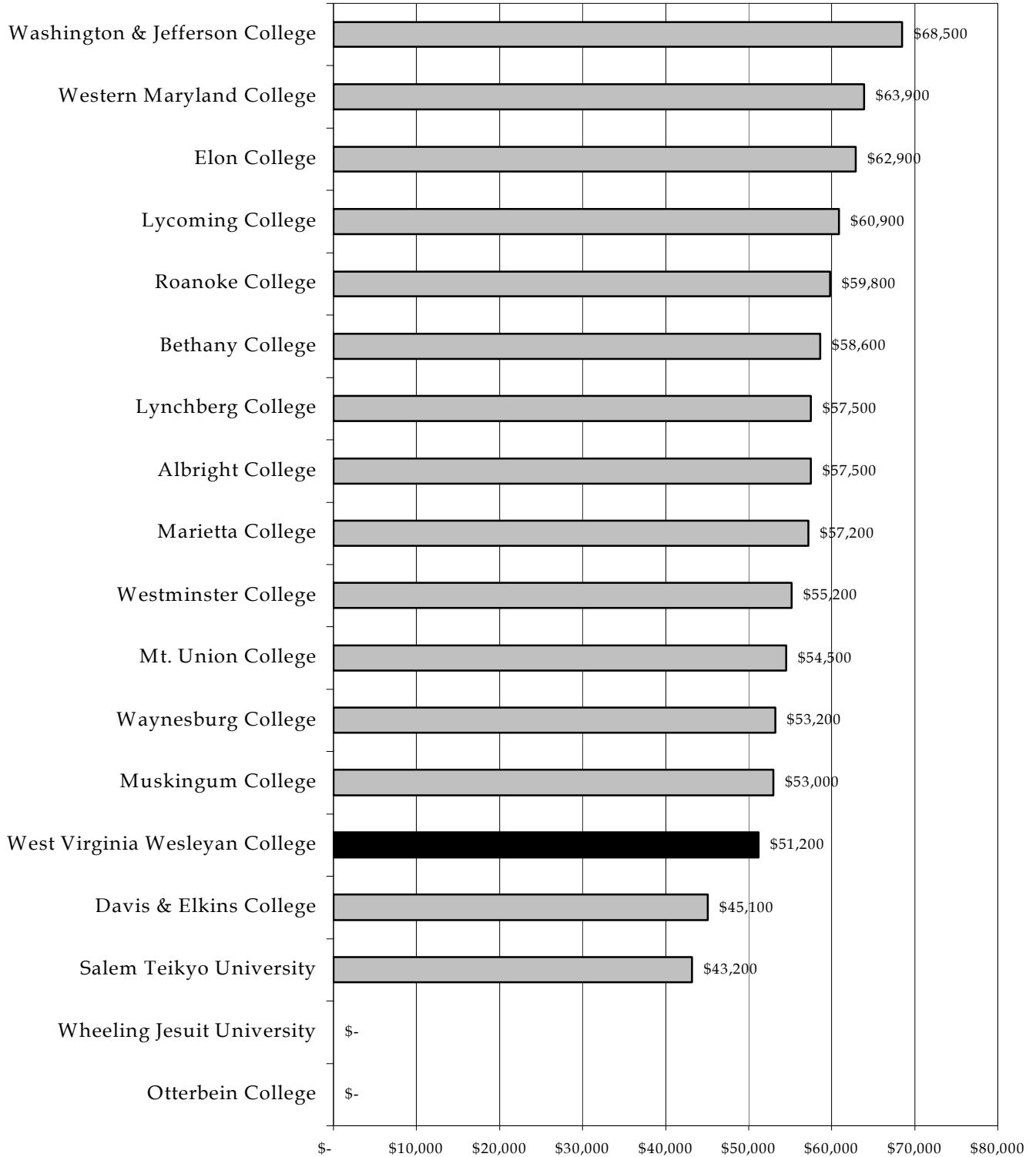
Full-time Faculty Years of Service 1999-2000



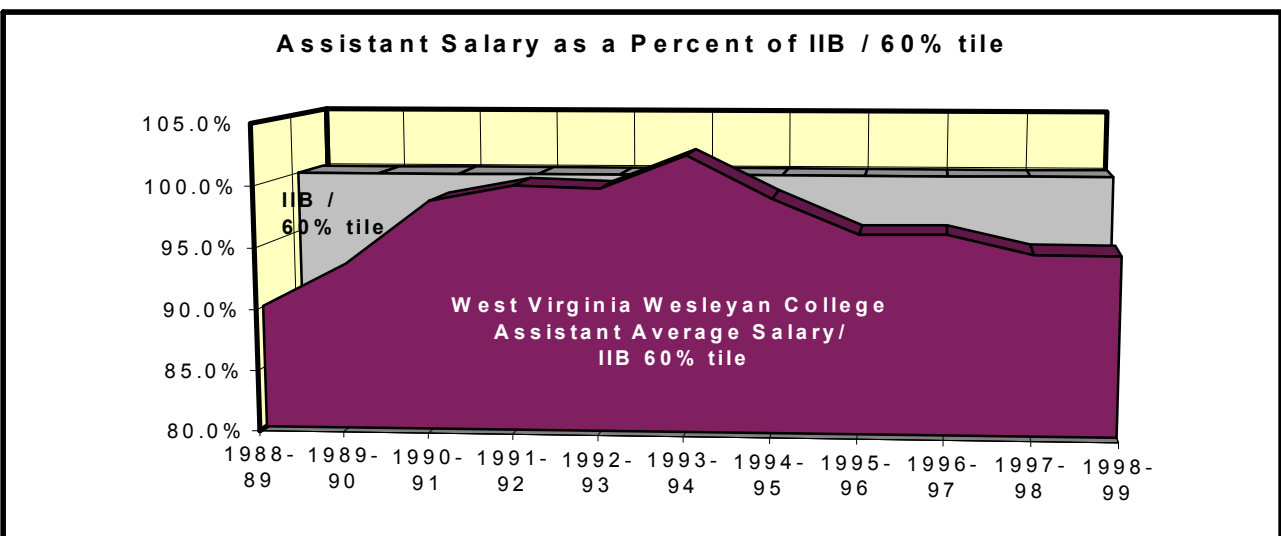
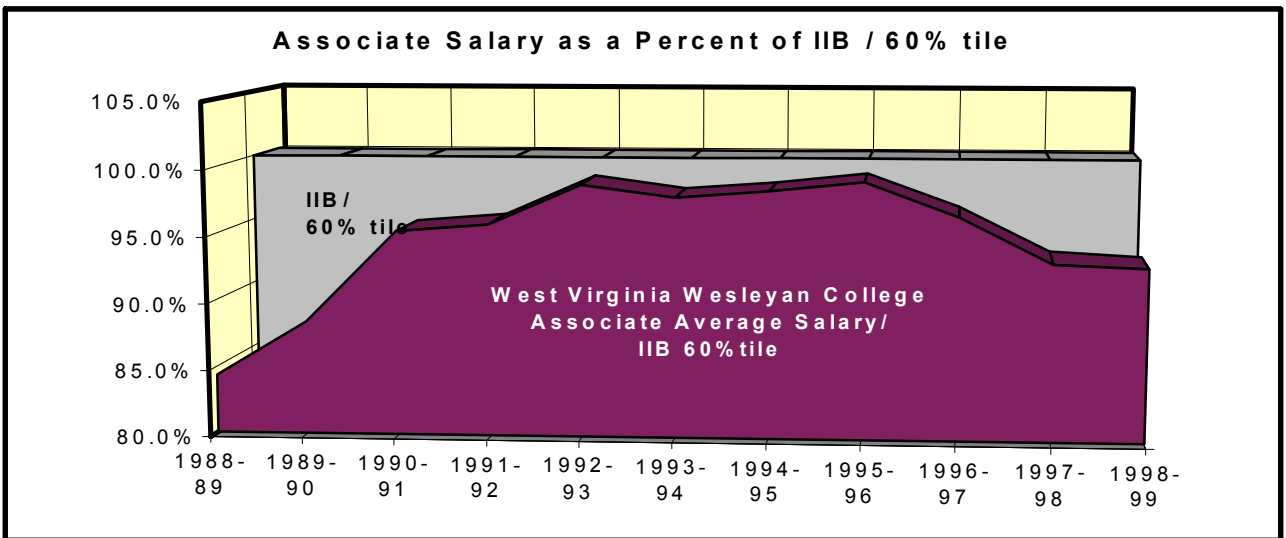
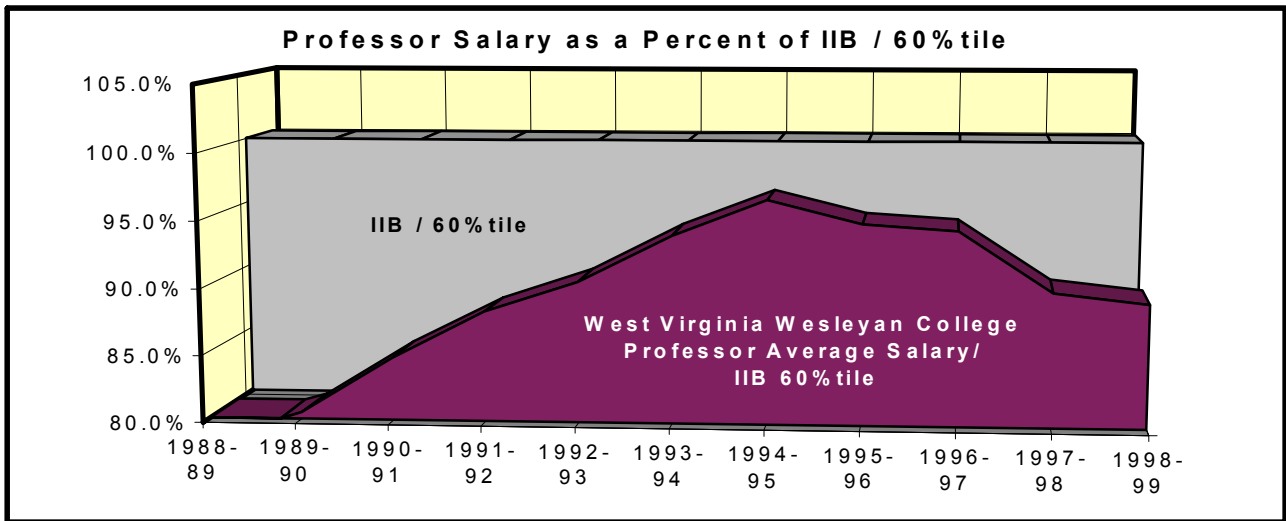
West Virginia Wesleyan College Faculty Compensation as a Percent of IIB 60%tile



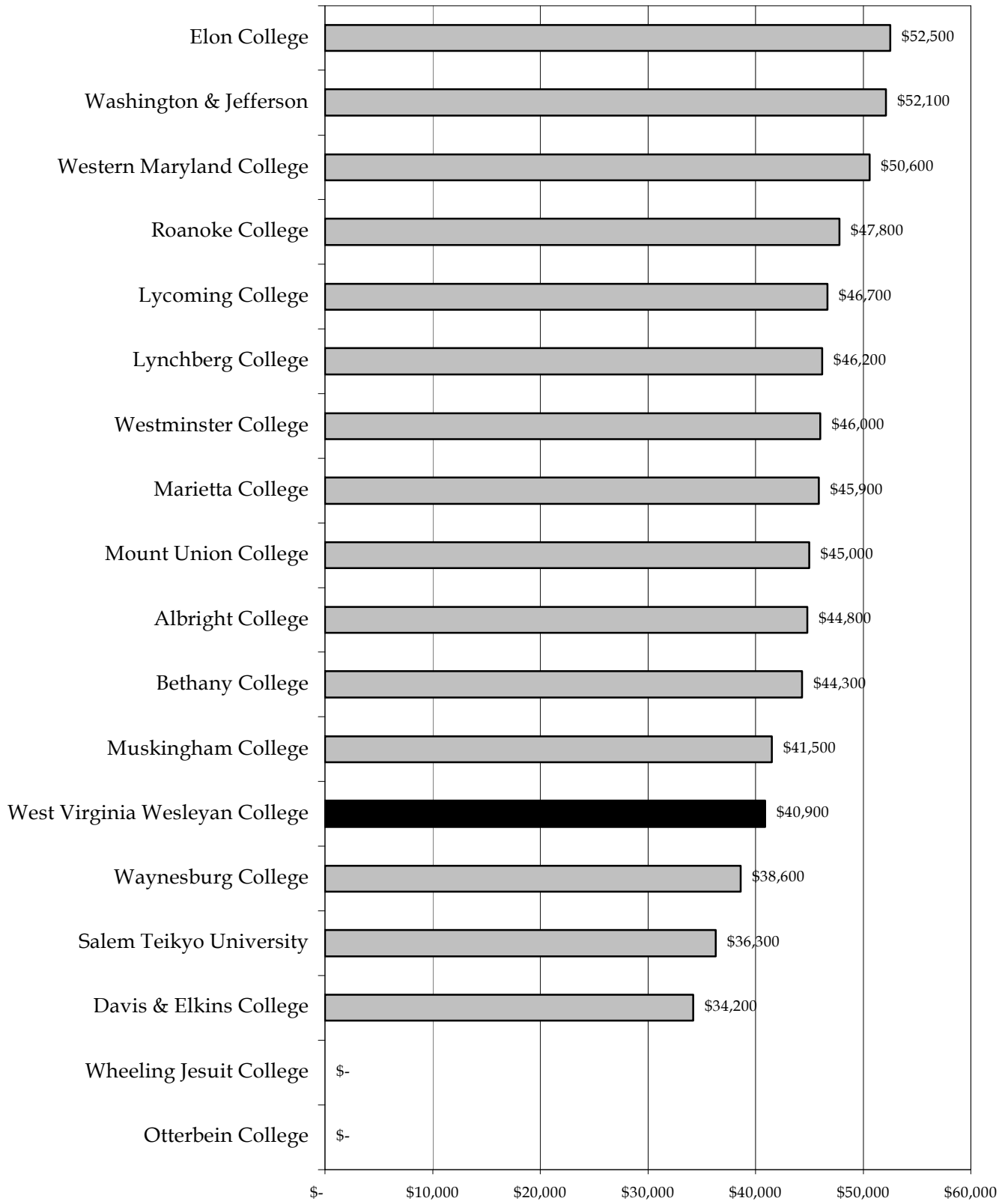
**West Virginia Wesleyan College and Peer Group
Average Faculty Compensation
1998-99**



West Virginia Wesleyan College Faculty Salary as a Percent of IIB 60%tile



**West Virginia Wesleyan College and Peer Group
Average Faculty Salary
1998-99**



West Virginia Wesleyan College Employment in All Departments Summary Pages

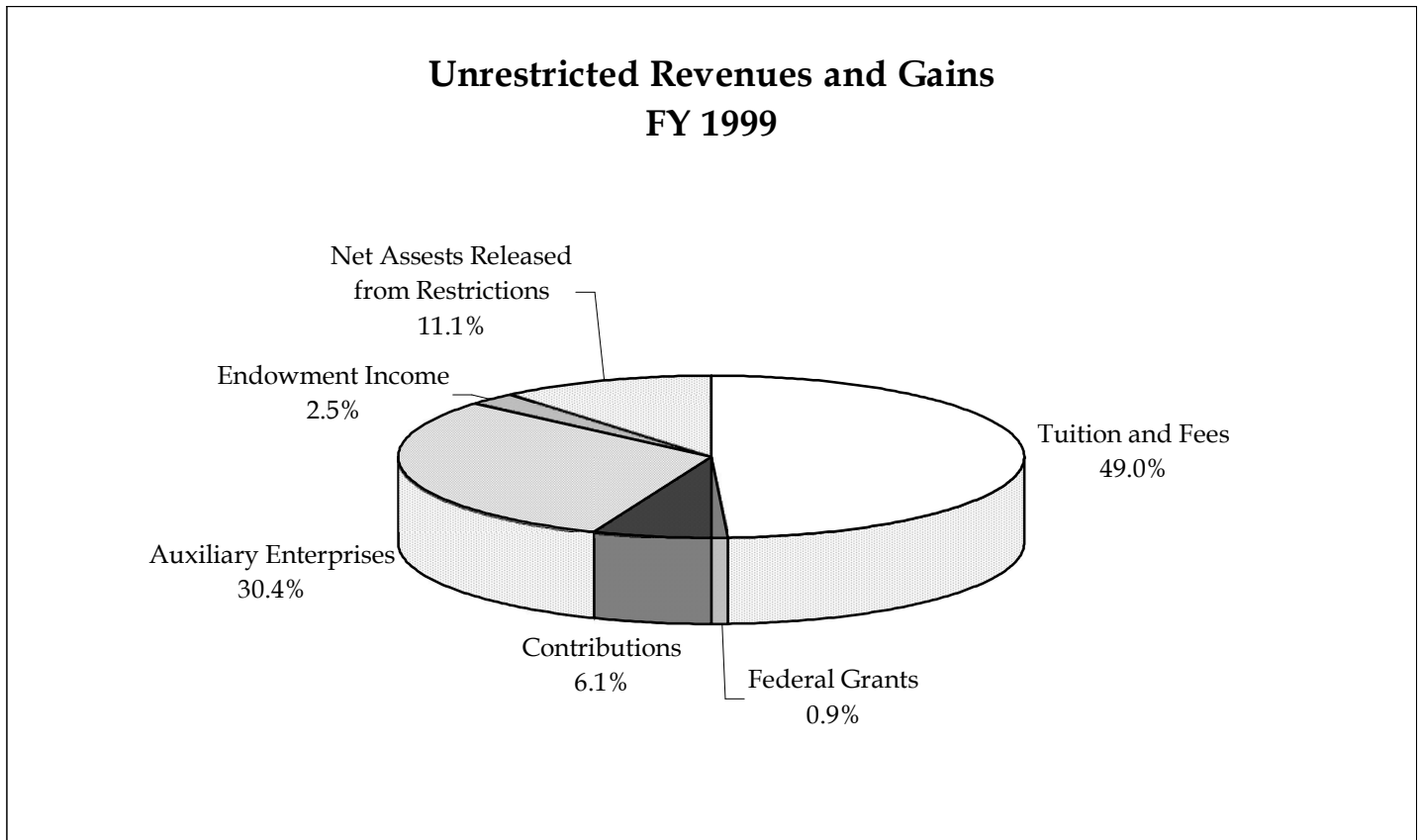
	Oct 31 1999			Oct 31 1999	
	Full-time	Part-time		Full-time	Part-time
Academic Departments			Academic Departments		
Art			SASS		
Instruction	4	2	Instruction	6	0
Academic Support	0	0	Academic Support	2	6
Biology			Math / Computer Science		
Instruction	6	0	Instruction	5	11
Academic Support	2	0	Academic Support	0	0
Business			MBA(in addition to Business)		
Instruction	6.5	2	Instruction	0	5
Academic Support	0	0	Academic Support	1	0
Chemistry			Modern Language		
Instruction	3	2	Instruction	1	1
Academic Support	1	0	Academic Support	0	0
Christian Education			Music		
Instruction	1	1	Instruction	6	10
Academic Support	0	0	Academic Support	0	0
Communication / Dramatic Arts			Nursing		
Instruction	7	0	Instruction	7	2
Academic Support	0	0	Academic Support	1	0
Education			Distance Education		
Instruction	5	6	Instruction	0	0
Academic Support	1	0	Academic Support	2	0
Engineering Physics			Philosophy		
Instruction	4	0	Instruction	2	0
Academic Support	0	1	Academic Support	0	0
English			Psychology		
Instruction	9.5	6	Instruction	4	3
Academic Support	0	0	Academic Support	0	0
ESL			Religion		
Instruction	0	2	Instruction	2	1
Academic Support	0	0	Academic Support	0	0
Family and Consumer Science			Sociology		
Instruction	0	0	Instruction	2	3
Academic Support	0	0	Academic Support	0	0
Health/ Physical Education			Writing Center		
Instruction	5	11	Academic Support	0	1
Academic Support	0	0			
History / Political Science			Academic Department Totals		
Instruction	4	6	Instruction	90	74
Academic Support	0	0	Academic Support	10	8
			Total Positions	100	82

	Oct 31 1999	
	Full-time	Part time
Administrative Department		
Acad. & Career Counseling	6.5	0
Admission	15	0
Alumni	2	0
Annual Giving	5	0
Athletic Training	2	0
Athletics	3	2
Audio Visual Dept.	1	0
Baseball	1	1
Bookstore	0	0
Bursar	3	0
Campaign	3	0
College Legal Counsel	0.5	0
Comptroller	1	1
Computing Services	11	2
Counseling	2	1
Cross Country and Track	1	0
Dean of Students	2	0
Dean of the Chapel	3	2
External Relations	3	1
Financial Planning	5	0
Football	3	4
Golf	0	1
Health Center	1	2
Housing / Dormitories	6	3
Institutional Research	1	0
Intramurals	1	0
Library	8	2
M. Basketball	1	2
Marketing and Communications	4	1
Men's Soccer	1	1
Murmurmontis/Pharos	0	1
Office of Finance	2	0
Outdoor Recreation	1	0
Personnel	2	0
Planned Giving	2	0
Post Office	2.5	1
President	2	0
Purchasing	2	0
Radio-WVWC-FM	0	1
Registrar	4	0
Security	7.5	7
Service Center	0	0
Softball	1	1
Sunny Bucks	0	0
Swimming	1	1
Tennis	0	3
Volleyball	1	1
VP Academic Affairs	3	1
W. Basketball	1	2
W. Soccer	1	1
Total Administration	129	46
Grand Total College Positions	229	128



Finances

West Virginia Wesleyan College Unrestricted Revenues and Gains



	<u>FY 1996</u>	<u>FY 1997</u>	<u>FY 1998</u>	<u>FY 1999</u>
Net Assets Released from Restrictions	9.2%	5.7%	11.2%	11.1%
Endowment Income	3.4%	7.1%	4.3%	2.5%
Auxiliary Enterprises	31.3%	32.6%	30.2%	30.4%
Contributions	1.9%	2.6%	5.3%	6.1%
Federal Grants	1.2%	1.2%	1.2%	0.9%
Tuition and Fees	53.1%	50.9%	47.9%	49.0%
Total Revenues and Gains	\$22,153,063	\$21,448,647	\$23,732,678	\$24,537,267
Fall FTE Enrollment	1562	1494	1538	1565

Tuition and Required Fees Peer and Competitive Institutions By 1998-99 Tuition and Fees

Private Institutions

	State	Name	1997-98 Undergraduate Tuition and Fees	1998-99 Undergraduate Tuition and Fees	1999-2000 Undergraduate Tuition and Fees	Dollar Increase 98-99 to 99-2000	% increase
1	PA	Albright College	\$ 18,360	\$ 18,890	\$ 19,460	\$ 570	3.0%
2	PA	Washington & Jefferson College*	\$ 18,000	\$ 18,600	\$ 19,000	\$ 400	2.2%
3	MD	Western Maryland College*	\$ 16,850	\$ 17,730	\$ 18,650	\$ 920	5.2%
4	WV	Bethany College*	\$ 17,349	\$ 17,389	\$ 18,574	\$ 1,185	6.8%
5	PA	Lycoming College	\$ 16,280	\$ 17,030	\$ 17,740	\$ 710	4.2%
6	WV	West Virginia Wesleyan College	\$ 16,275	\$ 16,750	\$ 17,550	\$ 800	4.8%
7	OH	Marietta College*	\$ 16,150	\$ 16,790	\$ 17,510	\$ 720	4.3%
8	VA	Lynchburg College*	\$ 15,705	\$ 16,415	\$ 17,245	\$ 830	5.1%
9	VA	Roanoke College*	\$ 15,755	\$ 16,410	\$ 17,095	\$ 685	4.2%
10	PA	Westminster College*	\$ 14,650	\$ 15,510	\$ 16,270	\$ 760	4.9%
11	OH	Otterbein College	\$ 14,997	\$ 15,648	\$ 16,260	\$ 612	3.9%
12	PA	Duquesne University*	\$ 14,066	\$ 14,699	\$ 15,558	\$ 859	5.8%
13	WV	Wheeling Jesuit University*	\$ 14,000	\$ 14,500	\$ 15,220	\$ 720	5.0%
14	OH	Mount Union College	\$ 14,290	\$ 14,480	\$ 14,880	\$ 400	2.8%
15	VA	Virginia Wesleyan College	\$ 13,435	\$ 13,550	\$ 14,050	\$ 500	3.7%
16	NC	Elon College*	\$ 11,542	\$ 12,147	\$ 12,896	\$ 749	6.2%
17	WV	Salem-Teikyo University	\$ 12,066	\$ 12,428	\$ 12,885	\$ 457	3.7%
18	WV	University of Charleston*	\$ 11,600	\$ 12,350	\$ 12,800	\$ 450	3.6%
19	NC	Wingate College*	\$ 11,730	\$ 12,150	\$ 12,450	\$ 300	2.5%
20	WV	Davis & Elkins College*	\$ 11,200	\$ 11,700	\$ 12,280	\$ 580	5.0%
21	OH	Muskingum College	\$ 10,885	\$ 11,400	\$ 12,035	\$ 635	5.6%
22	NC	High Point University*	\$ 10,420	\$ 11,120	\$ 11,760	\$ 640	5.8%
23	PA	Waynesburg College	\$ 10,290	\$ 10,970	\$ 11,430	\$ 460	4.2%
24	PA	Grove City College*	\$ 6,576	\$ 7,124	\$ 7,392	\$ 268	3.8%
		Average	\$ 13,853	\$ 14,408	\$ 15,041	\$ 634	4.4%
		Minimum	\$ 6,576	\$ 7,124	\$ 7,392	\$ 268	2.2%
		Maximum	\$ 18,360	\$ 18,890	\$ 19,460	\$ 1,185	6.8%

Public Institutions

			1999-2000	
			In-state	
			Tuition/ Fees	Out of State Tuition/ Fees
1	OH	Ohio University*	\$ 4,800	\$ 10,101
2	VA	James Madison University*	\$ 3,926	\$ 9,532
3	PA	Indiana University of PA*	\$ 4,461	\$ 10,011
4	MD	Salisbury State University*	\$ 4,156	\$ 8,550
5	MD	Frostburg State University*	\$ 3,948	\$ 8,648
6	WV	Sheppard College*	\$ 2,430	\$ 5,754
7	WV	West Virginia University*	\$ 2,748	\$ 8,100
8	WV	Concord College*	\$ 2,402	\$ 5,200
9	WV	Marshall University*	\$ 2,440	\$ 6,512
10	WV	Fairmont State*	\$ 2,244	\$ 5,228

* Indicates Colleges and Universities with which we compete for students

West Virginia Wesleyan College Private Gift Support by Purpose and Source

Total Endowment

	1993-94	1994-95	1995-96	1996-97	1997-98	1998-99
Market Value of Endowment	\$ 18,234,000	\$ 20,438,109	\$ 26,944,349	\$ 29,682,142	\$ 32,098,699	\$ 32,435,621
Endowment per Student FTE	\$ 11,269	\$ 13,127	\$ 17,283	\$ 19,868	\$ 20,870	\$ 20,726

Total Private Support by Purpose:

Year	Current		Total
	Operations	Capital	
1993-94	\$ 1,035,035	\$ 1,398,426	\$ 2,433,461
1994-95	\$ 912,953	\$ 2,468,732	\$ 3,381,685
1995-96	\$ 977,513	\$ 2,386,436	\$ 3,363,949
1996-97	\$ 1,110,634	\$ 5,650,036	\$ 6,760,670 *
1997-98	\$ 1,752,621	\$ 1,068,862	\$ 2,821,483
1998-99	\$ 2,557,141	\$ 2,307,598	\$ 4,864,739

Private Gift Support by Source and Group:

Year	Alumni	Non-Alumni	Corporate	Foundations	Other
1993-94	\$ 573,937	\$ 761,877	\$ 133,937	\$ 533,994	\$ 429,716
1994-95	\$ 1,016,799	\$ 1,464,900	\$ 90,931	\$ 412,715	\$ 363,340
1995-96	\$ 1,227,211	\$ 901,565	\$ 103,331	\$ 794,543	\$ 340,299
1996-97	\$ 5,574,081	\$ 404,565	\$ 101,760	\$ 494,361	\$ 188,903
1997-98	\$ 1,357,721	\$ 364,415	\$ 174,747	\$ 739,048	\$ 184,799
1998-99	\$ 2,018,802	\$ 1,771,082	\$ 142,235	\$ 821,239	\$ 111,371

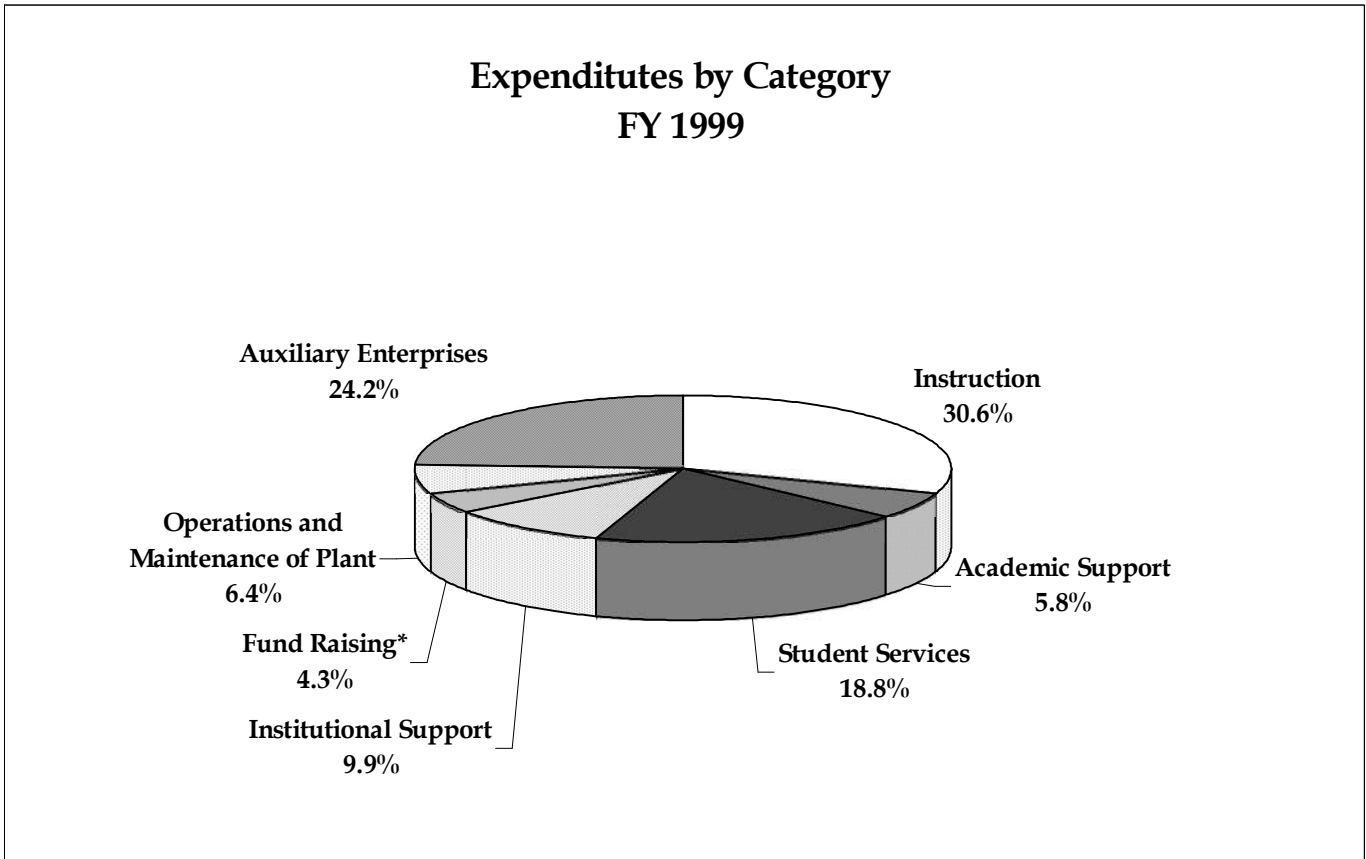
Support Through Annual Giving (Restricted and Unrestricted):

Year	Number Alumni	Number Alumni Solicited	Number Alumni Donors	% Alumni Participation
1993-94	13275	13002	2387	18%
1994-95	13153	12248	2057	17%
1995-96	13315	11761	2661	23%
1996-97	13526	12012	2475	21%
1997-98	13627	11988	2305	19%
1998-99	15723	12124	2257	19%

* Includes \$4.3 million Sara E. Blake Endowment

Note: 1995-96 was the last fiscal year of the "Second Century Campaign."

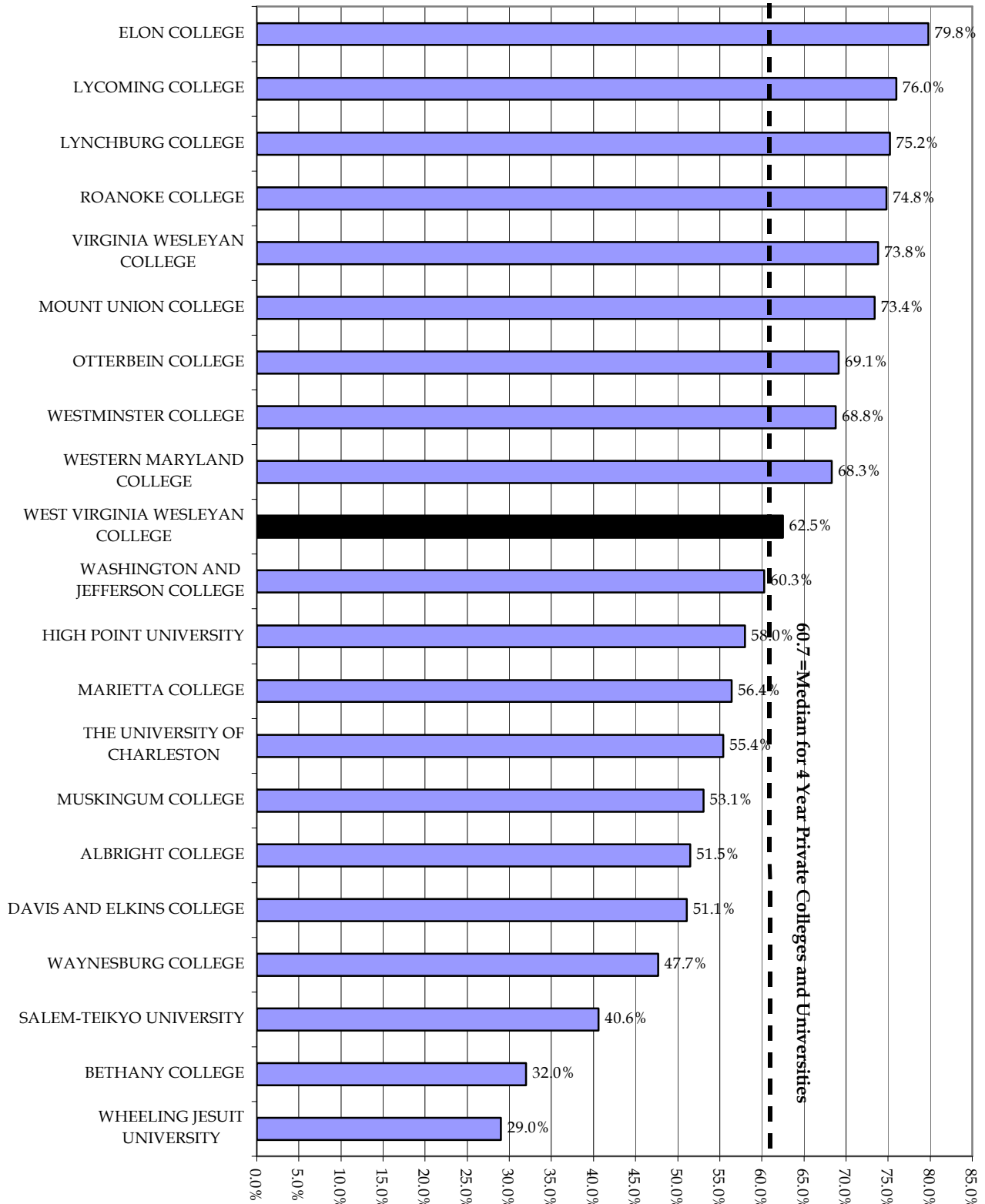
West Virginia Wesleyan College Expenditure by Category



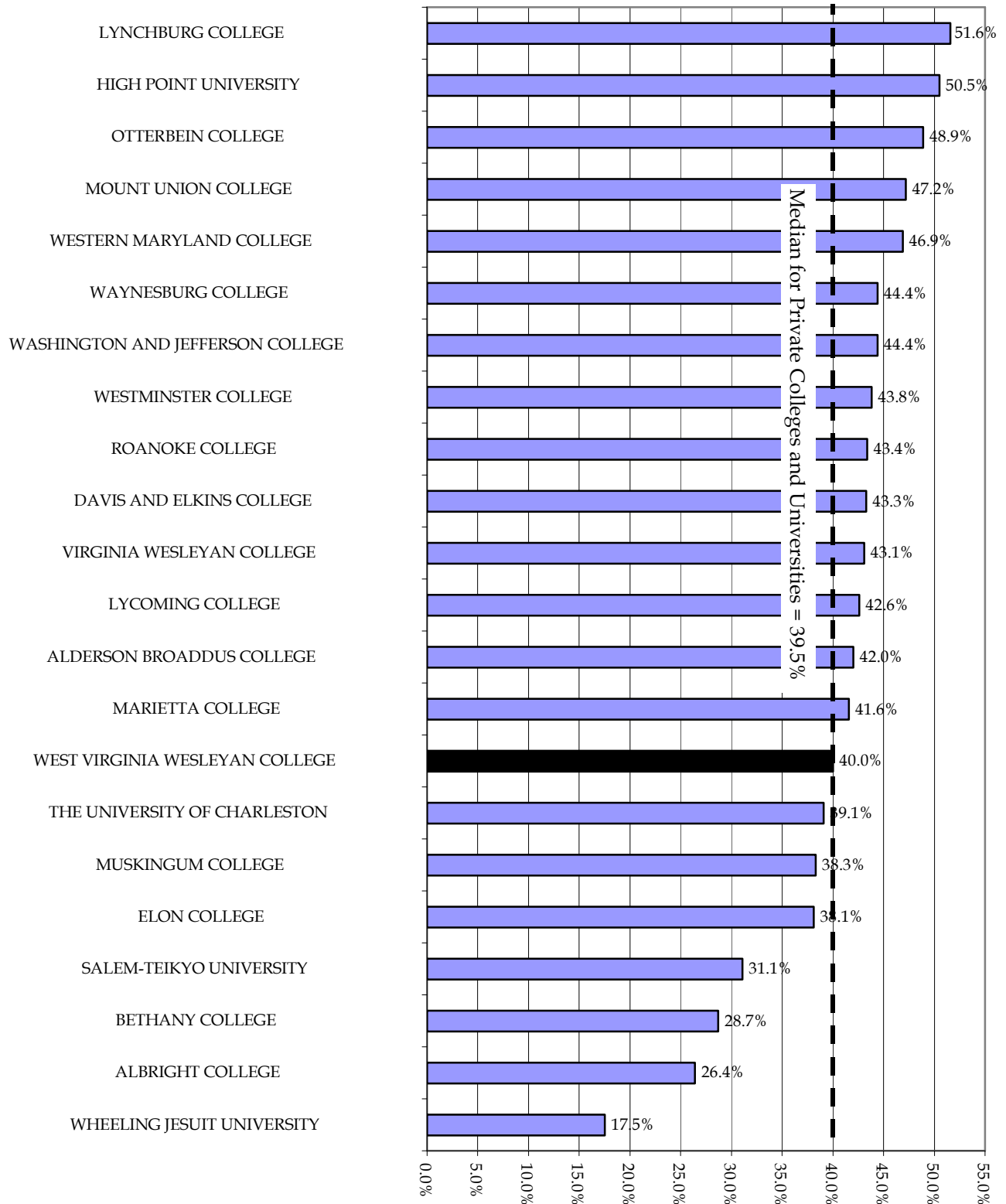
	<u>FY 1996</u>	<u>FY 1997</u>	<u>FY 1998</u>	<u>FY 1999</u>
Instruction	30.6%	28.9%	29.9%	30.6%
Academic Support	5.9%	5.2%	5.8%	5.8%
Student Services	18.9%	19.1%	19.2%	18.8%
Institutional Support	12.3%	10.8%	10.5%	9.9%
Fund Raising*		2.9%	3.2%	4.3%
Operations and Maintenance of Plant	9.3%	8.0%	6.8%	6.4%
Auxiliary Enterprises	23.0%	25.0%	24.7%	24.2%
Total Expenditures	\$22,475,945	\$24,435,880	\$24,709,431	\$26,456,013
Fall FTE Enrollment	1562	1494	1538	1565

* Fund Raising was included as a part of the Institutional Support line item in FY 1997.

**West Virginia Wesleyan College and Peer Group
Tuition Dependency
Tuition% of Net Educational and General Expenditures
FY 1996**



**Instruction as a Percentage of
Net Educational and General Expenditures*
FY 1996**



*Net Educational and General Expenditures do not include expenditures for Auxiliary Enterprises, therefore the percentages for instruction listed on this chart will differ from the



Facilities

West Virginia Wesleyan College Administrative and Academic Buildings

Building	Building Date	Building Purpose Fall 1999
Lynch Raine Administration Building	1902	President, VP of Finance, Academic Dean, Registrar, Bursar, Personnel and Purchasing Offices; Service Center, Business, Economics, Education, and Communication and Dramatic Arts Departments
Annex	1902	English Department
Wesley Chapel	1965	Chapel
Martin Religious Center	1965	Chapel, Volunteer Services and Outreach Education Offices, Religion, Christian Education and Philosophy, Modern and Classic Languages Departments
Christopher Hill of Science	1966	Computer Center, Biology, Chemistry, Engineering Physics, Psychology, Math and Computer Science Departments
Benedum Campus Center	1961/1997	Bookstore, Convenience Store, Game Room, Restaurant, Pool, and Dean of Students, Academic Counseling and Career Services, Intercultural Relations, Campus Activities, Housing and Security
Pfeiffer Library	1953/1971	Library
Haymond Hall	1928/1970/71	Learning Center, History, Political Science, Sociology, Anthropology and Family and Consumer Science Departments
Loar Hall	1950	Music Department
Middleton Hall	1970	Admission and Financial Planning Offices and the Nursing Department
Physical Plant	1956	Physical Plant Office and Shops
John D. Rockefeller IV Physical Education Center	1972	Athletic Department, Health and Physical Education and Athletic Facilities
Barnhart Health Center	1972	Health and Wellness Center
French A See Dining Center	1995	Dining Hall
McGuskey Hall	1957	Art Department and Men's Residence Hall
Erickson Alumni Center		External Relations, Alumni, and Marketing and College Relations
Black Student Union		Black Student Union
Edna Jenkins House		Guest House

West Virginia Wesleyan College Student Residence and Buildings and Occupancy

Building	Building Date	Building Purpose Fall 1999	Student Capacity Fall 1999
Fleming	1959	Men's and Women's Residence Hall	194
Agnes Howard	1985/1929	Women's Residence Hall	134
Benedum	1957	Women's Residence Hall	185
Camden West	1981	Men's and Women's Residence Hall	66
Holloway	1961	Women's Residence Hall	205
Camden East	1981	Men's Residence Hall	66
Doney	1959	Men's Residence Hall	147
Jenkins	1957/1961	Men's and Women's Residence Hall	138
McCuskey	1957	Men's Residence Hall	145
Camden Apartments	1981	Student Apartments	48
Quality Living Unit 1	* 1993	Men's Small Group Housing	11
Honors House 2	* 1994	Men's Small Group Housing	5
Honors House 3	* 1995	Women's Small Group Housing	11
Honors House 4	* 1996	Men's Small Group Housing	5
On Campus Student Housing Capacity			1360
* Date Buildings Opened for the Purpose of Student Residence			

Student Residence Occupancy Record

Year	Available Student Housing	Fall Occupancy	Spring Occupancy
1989-90	1379	1040	977
1990-91	1379	1105	1013
1991-92	1379	1107	1025
1992-93	1379	1180	1088
1993-94	1379	1214	1131
1994-95	1390	1207	1119
1995-96	1406	1230	1131
1996-97	1403	1184	1081
1997-98	1404	1242	1155
1998-99	1364	1258	1172
1999-2000	1360	1271	

